Fishing Pier at Harbor Island Park

Village of Mamaroneck

TENTATIVE BUDGET

FY 2018-2019

Municipal Building – 169 Mount Pleasant Avenue

Parade on Mamaroneck Avenue

RECEIVED
CLERK'S OFFICE
2018 MAR 20 A 10: 26
VILLAGE OF MAMARONECK
NEW YORK

TREE CITY USA®

Village of Mamaroneck – 34 Years as Tree City USA

VILLAGE OF MAMARONECK
UNITY INDUSTRY PROSPERITY
ORGANIZED NOV. 16, 1895

ROBERT A. YAMUDER
VILLAGE MANAGER/BUDGET OFFICER

AGOSTINO FUSCO
VILLAGE CLERK-TREASURER

VILLAGE OF MAMARONECK, NEW YORK
2018-19 ADOPTED BUDGET
TABLE OF CONTENTS

		Page.
BUDGET MESSAGE		1
ORGANIZATIONAL CHART		5
SUMMARY OF BUDGET		7
SCHEDULE OF APPROPRIATIONS		8
SCHEDULE OF REVENUES		9
SECTION 1 - GENERAL FUND EXPENDITURES		**11**
MAYOR AND BOARD OF TRUSTEES		13
A. 1010	BOARD OF TRUSTEES	15
A. 1210	MAYOR	27
JUSTICE		17
A. 1110	VILLAGE JUSTICE	23
A. 1130	TRAFFIC VIOLATIONS BUREAU	25
VILLAGE MANAGER		29
A. 1230	VILLAGE MANAGER	33
CLERK / TREASURER		35
A. 1325	CLERK-TREASURER	39
A. 1460	RECORDS MANAGEMENT	53
A.1680	CENTRAL DATA PROCESSING	75
LEGAL		41
A. 1420	LAW	45
VILLAGE ENGINEER		47
A. 1440	ENGINEER	51
BUILDING DEPARTMENT		61
A. 1620	PUBLIC SAFETY BUILDING	65
A. 3620	SAFETY INSP.-BLDG.	104
POLICE		
A. 3120	POLICE DEPT	87
A. 3150	JAIL	93
A. 3320	ON STREET PARKING	94
TRAFFIC CONTROL		
A. 3321	ON STREET PARKING	
A. 5650	OFF STREET PARKING	116
FIRE DEPARTMENT		
A. 3410	FIRE DEPARTMENT	97
PARKS DEPARTMENT		119
A. 7110	PARKS DEPARTMENT	123

		Page.
RECREATION		125
A. 7140	PLAYGROUND & REC.CENTERS	129
A. 7141	COMMUNITY RECREATION PROGRAMS	131
A. 7142	LEAGUES	132
A. 7143	SPECIAL EVENTS	133
A. 7144	PARKING BOOTHS	134
A. 7145	JOINT REC. CONSORTIUM	135
A. 7146	MARINE EDUCATION CENTER	136
A. 7180	BEACH	137
A. 7317	YOUTH PROG. - DAY CAMP	145
PUBLIC WORKS		55
A. 1490	PUBLIC WORKS ADMIN.	59
A. 1622	OPERATION OF BUILDINGS	69
A. 1640	CENTRAL GARAGE	70
A. 3310	TRAFFIC CONTROL	94
A. 3621	ELECTRICAL DEPARTMENT	106
A. 4086	INSECT CONTROL	109
A. 5110	STREET MAINTENANCE	112
A. 5112	CHIPS HIGHWAY ASSIST.PROG	113
A. 5142	SNOW REMOVAL	114
A. 5182	STREET LIGHTING	115
A. 8120	SANITARY SEWER SYSTEM	155
A. 8140	STORMWATER MANAGEMENT	156
A. 8160	SANITATION/WASTE COLLECTION	157
A. 8170	STREET CLEANING	158
A. 8510	COMMUNITY BEAUTIFICATION	159
A. 8560	SHADE TREES	160
HARBOR MASTER		139
A. 7230	MARINA & DOCKS	143
NON-DEPARTMENTAL/OTHER		
GENERAL GOVERNMENT SUPPORT		
A.1621	ADMINISTRATIVE OFFICES	67
A.1650	CENTRAL COMMUNICATION SYS	72
A.1670	CENTRAL PRINT. & MAILING	73
A.1910	UNALLOCATED INSURANCE	81
A.1920	MUNICIPAL ASSOCIATION DUES	82
A.1950	TAXES ON VILLAGE PROPERTY	83
A.1964	REFUND ON REAL PROPERTY TAX	84
A.1990	CONTINGENT	85

continued on next page

VILLAGE OF MAMARONECK, NEW YORK
2018-19 ADOPTED BUDGET
TABLE OF CONTENTS

PUBLIC SAFETY, HEALTH AND WELFARE

A. 3510	CONTROL OF ANIMALS	103
A. 3630	SAFETY COMMITTEE	107

COMMUNITY SERVICES

A. 4020	VITAL STATISTICS	108
A. 4210	COMMUNITY COUNSELING CTR	110
A. 4540	AMBULANCE SERVICE	111

ARTS & CULTURE

A. 6410	PUBLICITY	117
A. 7010	COUNCIL OF THE ARTS	118
A. 7318	YOUTH PROG. - CO-OP CAMP	146
A. 7410	EMELIN THEATRE	147
A. 7510	HISTORIAN	148
A. 7550	CELEBRATIONS	149

LAND USE

A. 8010	BOARD OF APPEALS	150
A. 8020	PLANNING	153
A. 8030	COASTAL ZONE MGT. COMM.	154
A. 8611	EMERGENCY TENANTS PROTECT	161

EMPLOYEE BENEFITS

A. 9010	NYS EMPLOYEES RETIREMENT	162
A. 9015	POLICE & FIRE RETIREMENT	163
A. 9030	SOCIAL SECURITY	164
A.9035	MTA TAX	165
A. 9040	WORKERS' COMPENSATION	166
A. 9045	LIFE INSURANCE	167
A. 9050	UNEMPLOYMENT INSURANCE	168
A. 9055	DISABILITY INSURANCE	169
A. 9060	HOSPITAL & MEDICAL INS.	170
A. 9070	DENTAL INSURANCE	171
A. 9075	OPTICAL INSURANCE	172
A. 9080	OTHER BENEFITS	173

DEBT SERVICE FUND

A. 9710	SERIAL BONDS	174
A. 9730	BOND ANTICIPATION NOTES	175
A.9740	CAPITAL LEASE	176

SECTION 2 - GENERAL FUND REVENUE		179
A.5220	OTHER THAN REAL ESTATE TAXES	183
SECTION 3 - WATER FUND		193
F. 5220	EXPENDITURES	197
F. 9800	REVENUES	198
SECTION 4 - SEWER FUND		199
G. 5220	EXPENDITURES	203
G. 9800	REVENUES	206
SECTION 5 - DEBT SERVICE FUND		207
V. 5220	EXPENDITURES	211
V. 9800	REVENUES	212
SECTION 6 - SALARIES		213
SHEDULE OF SALARIES		215
SECTION 7 - DEBT SERVICE SCHEDULE		217
STATEMENT OF DEBT		219
SECTION 8 - CAPITAL BUDGET		241
CAPITAL BUDGET AND IMPROVEMENT PROGRAM		243
SECTION 9 - APPENDICES		251
ESTIMATED CASH SURPLUS & SPECIAL RESERVES		253
VILLAGE TAX RATES AND TAXABLE ASSESSED VALUE		254
COMPARATIVE TAX RATES (Town & School Districts)		255
SUMMARY OF ASSESSED VALUE ON ASSESSMENT ROLL		256

Village of Mamaroneck

Village Hall At The Regatta
P.O. Box 369
123 Mamaroneck Avenue
Mamaroneck, N.Y. 10543
http://www.villageofmamaroneck.org

OFFICE OF
ROBERT A. YAMUDER
VILLAGE MANAGER

Tel (914) 777-7703
Fax (914) 777-7760

March 20, 2018

Honorable Mayor Murphy and Board of Trustees
Village of Mamaroneck
123 Mamaroneck Avenue
Mamaroneck, New York 10543

Re: **FY2018-19 Village of Mamaroneck Tentative Budget**

Dear Mayor Murphy and Board of Trustees:

The FY2018-19 Tentative Budget of the Village of Mamaroneck has been filed today with the Village Clerk pursuant to New York State Village Law, Section 5-504.

Local municipal governments including the Village of Mamaroneck continue to manage day-to-day business affairs under increased pressures on budgeting within the New York State mandated tax requirements while experiencing steady cost escalations of expenditures such as high costs for employee benefits, contractual settlements and costs of materials which are out-pacing revenue performance.

The Village Board of Trustees must consider whether the Village of Mamaroneck should continue the tradition expected by residents of providing high levels of service by taxing residents at a greater rate or cut the levels of service by holding down tax increases in the new Tax Cap and Tax Freeze era, given the difficult economic conditions that impact the budget process.

On behalf of cities and villages state-wide, The New York Conference of Mayors (NYCOM) continues to appeal to the Governor's office on one of many initiatives including to make the tax cap a true 2% cap, not one tied to inflation rates. NYCOM continues to ask the State to provide increased municipal aid and meaningful mandate relief in an effort to help local governments.

In this Tentative Budget being proposed for FY2018-19, $25,808,127 would be raised by real property taxes, which represents an increase of $1,178,140 or 4.78% in the **Tax Levy**.

For comparison, the **Tax Rate** per $1,000 of assessed value for FY2018-19 and FY2017-19 is 6.09 and 6.41, respectively, and represents a 0.92% overall tax rate increase.

Total General Fund appropriations projected for FY2018-19 are proposed at $36,644,232 as compared to $35,264,509 budgeted in FY2017-18, a spending increase of $1,376,723 or 3.91%.

Under the NYS mandated Real Property Tax Cap, the Village of Mamaroneck for FY2018-19 is limited to increasing the total tax levy by $634,552 to remain within the allowable Tax Cap. The Tax Cap is derived this year from: 1) an "Allowable Levy Growth Factor" established at the maximum 2.0%; 2) a "Tax Base Growth Factor" established at 0.32%, 3) PILOTs; and 4) an available carryover from FY2017-18 of $61,075.

The Village's most recent annual independent financial audits showed an increase in total Fund Balance from $10,707,371 to $12,337,970 for a total increase of $1,630,599. This audited Total Fund Balance represents 35.0% of the operating budget calculated at the end of the Fiscal Year 2017-18. I would advise the Board of Trustees to maintain a strong Fund Balance in these uncertain economic times to continue overall financial stability as reported above. In the long run, financial health and stability benefits village residents, commercial entities and employees. Being that the Total Fund Balance is strong, the Board of Trustees may also consider using a responsible amount of Fund Balance towards a number of Capital Projects highlighted below:

Capital Fund Budget Plan- Considerations for FY2018-19 Capital Fund projects include: continuation of village-wide street resurfacing; sidewalk, curb and traffic improvements; tree planting and park improvements; storm water and sanitary sewer system upgrades; water main improvements; departmental equipment and vehicle purchases; improvements to parking lot facilities buildings; sea wall upgrades; parking meter upgrades; and street signage replacement.

Specific budget highlights and respective impacts on the subject FY2018-19 budget include:

Health Insurance- The NYS Department of Civil Service has mandated increases to health insurance rates. The Health Insurance budget will increase from $4,261,835 to $4,886,633 impacting the FY2018-19 budget with an overall increased cost of $624,798 which represents a 14.66% increase. ***Note:*** *This mandated increase alone equates to 98.5% of the entire allowable Tax Cap levy growth reported above.*

Retirement Rates- The Office of the NYS Comptroller projected adjustments to the retirement rates as follows: Retirement rates for Fire and Police personnel (PFRS) will increase by 2.18% from $1,550,000 to $1,583,721 for an increase of $33,721; Retirement rates for Non-Uniform employees (ERS) will increase by 2.15% from $1,069,000 to $1,091,932 for an increase of $22,932.

Workers Compensation Insurance- Premiums for Workers Compensation Insurance are being quoted and are projected to decrease from $1,246,672 to $1,192,672.

Debt Service- New issues for FY2018-19 Debt Service have not been determined, therefore, the FY2018-19 Debt Service payments have not been established to date.

Assessment Values- The Town of Mamaroneck and Town of Rye Assessors reported that the combined taxable assessed values total $4,232,943,237 which reflects a $156,106,307 or 3.83% increase.

Projected Revenues (other than real estate tax) of $10,269,105 in FY2018-19 represents an increase of $201,583 largely due to a surge in Building permit fees and parking fines, permits and meters.

According to US Department of Labor statistics for the month ending February 2018, the Consumer Price Index (CPI) for New York State/New Jersey increased 2.0% and the Employment Cost Index (ECI) for State and Local Government workers nationwide increased 2.5% including salaries and benefits.

A Public Hearing on the Tentative Village Budget is expected to be held at a regular Board of Trustees meeting scheduled to start at 7:30pm on Monday, April 9, 2018.

Budget Work Sessions are scheduled to start Tuesday, March 27, 2018 at 5:30pm which will be held in the Village Courtroom and are scheduled to continue on: Wednesday, March 28th; Monday, April 2nd; Tuesday, April 3rd; and Tuesday, April 10, 2018.

The Budget Adoption meeting is scheduled for Monday, April 23, 2018 in time for the deadline under State law that the budget be adopted on or before the deadline of May 1, 2018.

Proposed staffing levels for FY2018-19 reflect an increase of staffing levels from last year: 1) 1 Assistant Engineer in DPW; 2) 1 Assistant Planner in the Building Department; 3) 1 Laborer in the Sanitation Department for the new recycling of Food Scraps program and other assignments; 4) 1 Sewer Maintenance Worker in the Sewer Department to assist the Sewer Foreman; and 5) 1 part-time Assistant for the Marine Education Center (MEC).

We will continue to plan the most strategic operation of our finances while protecting the fund balance to maintain the highest possible Bond Rating for the Village of Mamaroneck, which is currently Aa2 as rated by Moody's Bond Rating Agency, due in part to our current strong Fund Balance and the Village's historical commitment to invest in its capital program and infrastructure. Again, the Fund Balance should be carefully protected with every effort made to maintain a stable Fund Balance level.

To help lower operating costs, budgets can be effectively reduced with changes in aforementioned State mandates which are out of the control of local municipalities. Vigilant consideration by the New York State Legislature and the Governor are a source to provide substantial mandated relief.

The Tentative Budget presented to you today represents a culmination of many hours of input from Department Heads and Administrative Staff. This brain trust of experience and expertise is tasked with resourcefully finding ways to control expenses with the goal of achieving a responsible final budget for the Village of Mamaroneck.

The staff and I look forward to collaborating with the Mayor and Board of Trustees to achieve the aforementioned goal of a responsible final budget that will be adopted for the Fiscal Year covering the time frame of June 1, 2018, through May 31, 2019.

Respectfully submitted,

Robert A. Yamuder
Village Manager

cc: Agostino Fusco, Village Clerk/Treasurer
Daniel Sarnoff, Assistant Village Manager

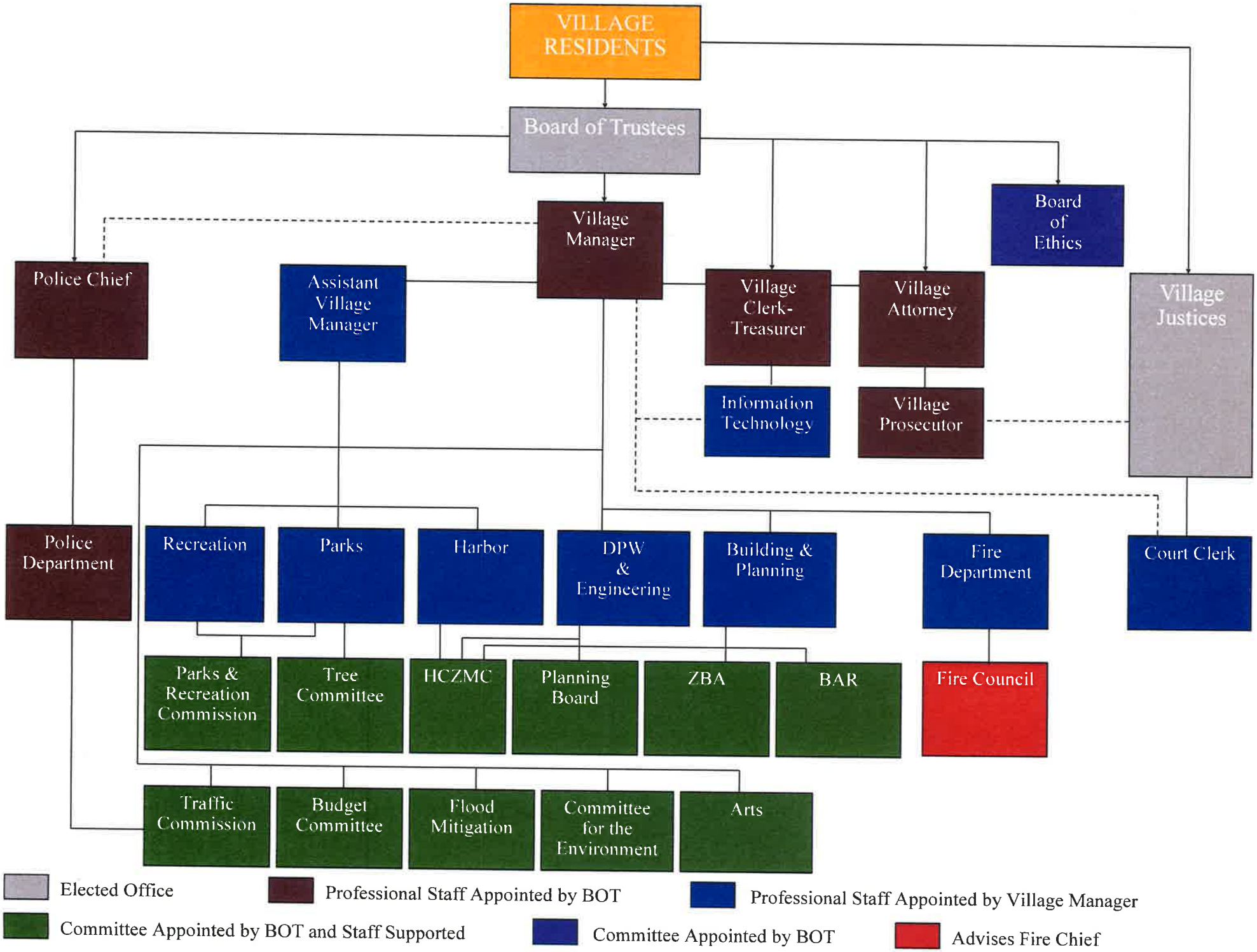
VILLAGE RESIDENTS
Board of Trustees
Village Manager
Board of Ethics
Police Chief
Assistant Village Manager
Village Clerk-Treasurer
Village Attorney
Village Justices
Information Technology
Village Prosecutor
Police Department
Recreation
Parks
Harbor
DPW & Engineering
Building & Planning
Fire Department
Court Clerk
Parks & Recreation Commission
Tree Committee
HCZMC
Planning Board
ZBA
BAR
Fire Council
Traffic Commission
Budget Committee
Flood Mitigation
Committee for the Environment
Arts
Elected Office
Professional Staff Appointed by BOT
Professional Staff Appointed by Village Manager
Committee Appointed by BOT and Staff Supported
Committee Appointed by BOT
Advises Fire Chief

BUDGET SUMMARY
BY FUND

	GENERAL FUND 2018-19	*WATER FUND 2018-19*	*SEWER FUND 2018-19*	*DEBT SERVICE FUND 2018-19*
APPROPRIATIONS	36,644,232	792,366	608,664	160,000
LESS:				
Estimated Revenues Other than Real Estate Taxes	10,269,105	837,500	608,664	2,700
Appropriated Fund Balance	567,000	(45,134)	-	157,300
	10,836,105	792,366	608,664	160,000
Balance of Budgetary Appropriations to be raised by Real Estate Tax Levy	25,808,127	-	-	-

COMPUTATION OF TAX RATE:

Taxable Assessed Value	4,232,943,237
Tax Rate per $1,000	6.10
Percentage Increase	0.92%

SCHEDULE OF APPROPRIATIONS

GENERAL FUND
FOR THE FISCAL YEARS ENDING MAY 31,

	2016 Actual Expenses	2017 Actual Expenses	2018 Adopted Budget	2018 Actual To Date	2019 Requested Budget	2019 Tentative Budget	2019 Adopted Budget
LEGISLATIVE	30,959	33,513	39,750	27,115	42,300	42,300	-
JUDICIAL	461,585	518,139	554,485	386,739	548,485	548,485	-
EXECUTIVE	538,604	648,679	626,591	409,275	630,154	630,154	-
FINANCE	756,427	801,539	822,458	534,366	827,378	827,378	-
STAFF	1,587,119	1,276,200	1,207,421	859,713	1,238,324	1,238,324	-
SHARED SERVICES	986,377	1,225,252	1,075,205	839,153	1,130,750	1,130,750	-
SPECIAL ITEMS	1,170,458	1,211,176	1,467,752	1,600,832	1,584,584	1,584,584	-
PUBLIC SAFETY	9,319,545	9,672,157	10,104,922	6,649,417	10,403,037	10,403,037	-
HEALTH	126,324	185,981	186,700	180,515	200,000	200,000	-
TRANSPORTATION	1,566,642	1,559,126	1,873,631	979,433	1,802,848	1,802,848	-
ECONOMIC ASSISTANCE	2,260	2,701	2,000	27	2,000	2,000	-
CULTURE & RECREATION	2,278,220	2,270,154	2,528,912	1,768,812	2,515,047	2,515,047	-
HOME & COMMUNITY SERVICES	2,177,727	2,051,916	2,173,807	1,323,277	2,192,935	2,192,935	-
EMPLOYEE BENEFITS	8,966,438	9,262,867	9,675,045	8,886,369	10,535,496	10,535,496	-
DEBT SERVICE	3,381,718	3,011,578	2,670,968	2,685,165	2,707,530	2,707,530	-
INTERFUND TRANSFERS	-	329,905	254,862	479,704	283,364	283,364	-
TOTAL	33,350,403	34,060,883	35,264,509	27,609,912	36,644,232	36,644,232	-

SCHEDULE OF REVENUES

GENERAL FUND
FOR THE FISCAL YEARS ENDED MAY 31,

	2016 Actual Revenue	2017 Actual Revenue	2018 Adopted Budget	2018 Actual To Date	2019 Requested Budget	2019 Tentative Budget	2019 Adopted Budget
OTHER TAX ITEMS	209,953.00	307,006.00	179,566.00	149,604.00	209,818.00	209,818.00	-
NON-PROPERTY TAX ITEMS	3,059,810.00	3,093,703.00	3,060,000.00	2,438,591.00	3,125,000.00	3,125,000.00	-
DEPARTMENTAL INCOME	2,934.00	2,180.00	4,200.00	14,991.00	4,200.00	4,200.00	-
PUBLIC SAFETY	140,441.00	128,799.00	191,200.00	282,168.00	201,200.00	201,200.00	-
HEALTH	10,892.00	11,050.00	10,000.00	8,900.00	10,000.00	10,000.00	-
TRANSPORTATION	923,899.00	1,141,181.00	963,600.00	997,854.00	1,120,200.00	1,120,200.00	-
CULTURE & RECREATION	1,173,258.00	1,190,266.00	1,278,550.00	965,297.00	1,197,531.00	1,197,531.00	-
HOME & COMM. SERVICES	103,879.00	35,093.00	22,000.00	19,649.00	19,000.00	19,000.00	-
INTERGOVERN'TAL CHARGES	53,590.00	62,849.00	70,107.00	60,345.00	46,126.00	46,126.00	-
USE OF MONEY & PROPERTY	190,812.00	239,799.00	218,322.00	253,499.00	201,392.00	201,392.00	-
LICENSES & PERMITS	787,686.00	1,835,348.00	848,300.00	1,204,051.00	938,600.00	938,600.00	-
FINES & FORFEITURES	829,148.00	1,172,613.00	919,000.00	907,571.00	979,500.00	979,500.00	-
SALE OF PROPERTY & COMPENSATION FOR LOSS	223,126.00	102,809.00	200,400.00	73,573.00	115,500.00	115,500.00	-
MISCELLANEOUS	1,073,178.00	1,265,466.00	992,277.00	832,372.00	991,156.00	991,156.00	-
STATE AID	797,125.00	634,566.00	950,000.00	621,152.00	873,882.00	873,882.00	-
FEDERAL AID	146,446	66,759	-	-	1,000	1,000	
INTERFUND	-	-	160,000.00	160,000.00	235,000.00	235,000.00	-
PROCEEDS FROM BANS	96,625.00	96,625.00	-	-	-	-	-
TOTAL	9,822,802	11,386,112	10,067,522	8,989,617	10,269,105	10,269,105	-

Section 1
General Fund
Expenditures

Mayor & Board of Trustees

The Mayor & Board of Trustees are the elected representatives of the Village of Mamaroneck. The Village operates under a council-manager form of government. Under this form of government, the Village Board sets the overall vision for the community by establishing policy, adopting local laws and resolutions, and controlling the raising and appropriation of funds. An appointed Village Manager is tasked with implementing these policies and overseeing all village operations in an apolitical manner, thereby removing politics from the administration of government and ensuring that the services provided by the Village are delivered in a professional manner. The Village Board also appoints the Clerk-Treasurer and Village Attorney who work closely with the Village Manager in support of this effort. The Village Board also appoints all members of the various Land Use Boards as well as the Advisory Boards and Committee

The Village Board also serves as a Board of Police Commissioners and appoints the Police Chief.

VILLAGE OF MAMARONECK

Budget Preparation Report

Fiscal Year: 2019 Period From: 1 To: 12

Account	Description	2016 Actual	2017 Actual	Adopted 2018 Budget	Adjusted 2018 Budget	2018 Actual Per 1-12	2019 REQUESTED Stage	2019 TENTATIVE Stage	Variance To TENTATIVE Stage
Dept 1010	**BOARD OF TRUSTEES**								
Group 1	**PERSONAL SERVICES**								
A.1010.0120	PART-TIME SALARIES	18,365.97	18,360.16	24,000.00	24,000.00	15,692.37	26,000.00	26,000.00	8.33%
Total Group 1	**PERSONAL SERVICES**	**18,365.97**	**18,360.16**	**24,000.00**	**24,000.00**	**15,692.37**	**26,000.00**	**26,000.00**	**8.33%**
Group 4	**CONTRACTUAL EXPENSE**								
A.1010.0403	PRINTING & STATIONERY	68.25	0.00	300.00	300.00	0.00	300.00	300.00	0.00%
A.1010.0404	POSTAGE	2.16	29.70	200.00	200.00	2.30	200.00	200.00	0.00%
A.1010.0406	TRAINING&CONFERENCE	645.29	1,626.76	2,700.00	2,700.00	855.00	2,700.00	2,700.00	0.00%
A.1010.0410	SUPPLIES	402.98	444.93	1,400.00	1,400.00	124.00	900.00	900.00	-35.71%
A.1010.0421	CONTRACT SERVICES	4,072.76	5,110.71	3,500.00	3,500.00	2,726.96	3,500.00	3,500.00	0.00%
A.1010.0423	PUBLIC & LEGAL NOTICE	3,120.00	2,986.00	2,300.00	2,300.00	1,566.00	2,300.00	2,300.00	0.00%
A.1010.0431	MEALS	598.04	1,107.49	1,300.00	1,300.00	1,749.31	1,900.00	1,900.00	46.15%
A.1010.0450	MISC.AWARDS & EVENT	3,665.00	3,847.49	3,800.00	3,800.00	4,000.00	4,000.00	4,000.00	5.26%
A.1010.0480	MILEAGE REIMB.	19.05	0.00	250.00	250.00	359.74	500.00	500.00	100.00%
Total Group 4	**CONTRACTUAL EXPENSE**	**12,593.53**	**15,153.08**	**15,750.00**	**15,750.00**	**11,383.31**	**16,300.00**	**16,300.00**	**3.49%**
Total Dept 1010	**BOARD OF TRUSTEES**	**30,959.50**	**33,513.24**	**39,750.00**	**39,750.00**	**27,075.68**	**42,300.00**	**42,300.00**	**6.42%**

Village of Mamaroneck

Court Clerk
Organizational Chart

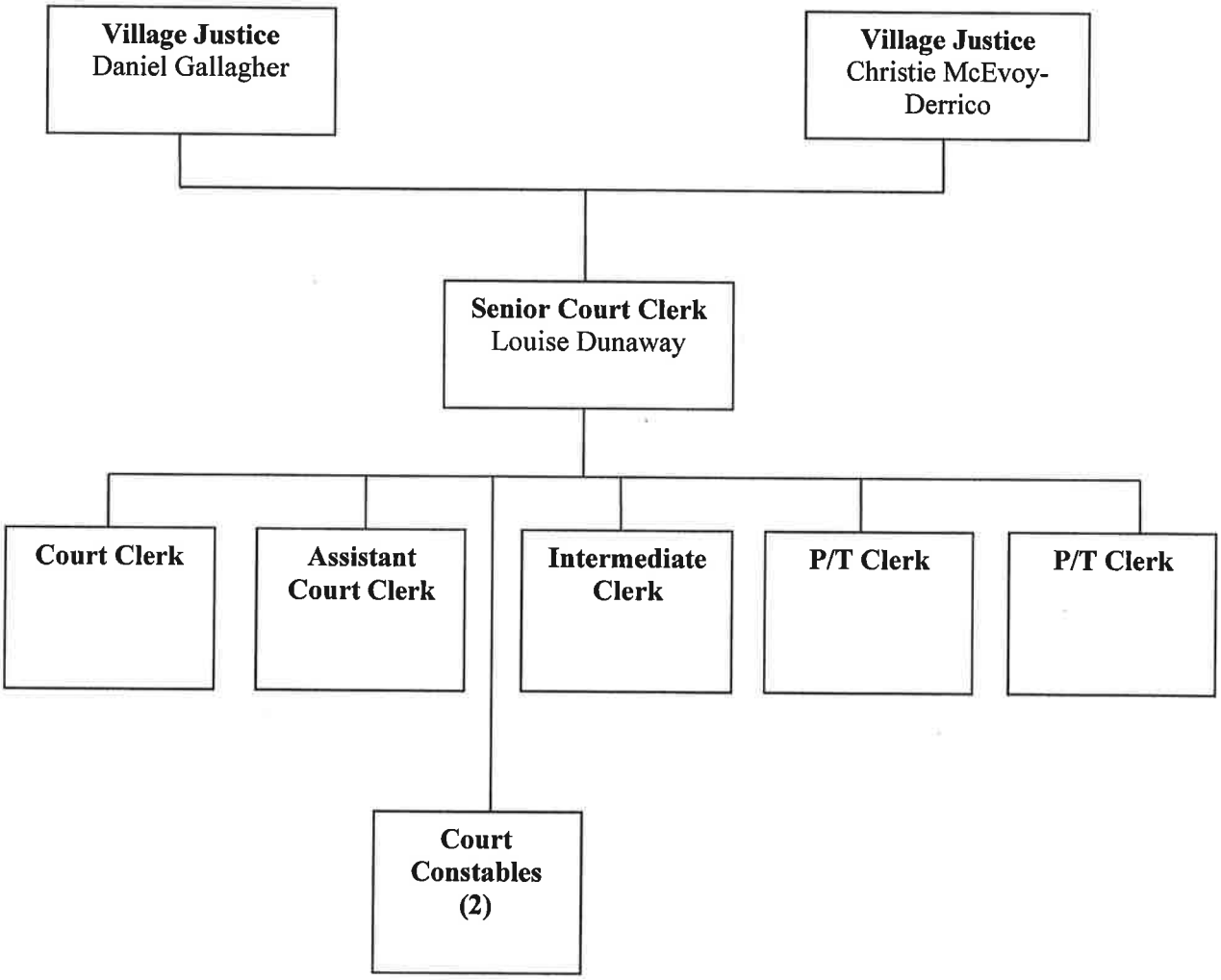

Village of Mamaroneck, New York
General Fund
Annual Budget
For Fiscal Year Ending May 31, 2019

Justice Court

The Village of Mamaroneck (VOM) Justice Court provides comprehensive court and related administrative services consisting of civil and criminal matters, small claims, landlord-tenant actions, vehicle & traffic, parking fines and penalties, financial reconciliation and reporting to NYS, case research, networking with local, county & state law enforcement, Justice Courts, Probation, DMV and the District Attorney's office. Additionally, the VOM Justice Court administers and reconciles contracted parking summons collection services. In terms of collected revenues, ***the VOM Justice Court ranks 7th of the 35 Justice Courts in Westchester and 25th of 1,246 Justice Courts in New York State as monitored by the NYS Office of the State Comptroller*** *(see footnote #1).*

Regular VOM Justice Court sessions are held twice weekly; on Tuesdays and Thursdays. Traffic violations, civil matters, landlord-tenant actions and code violations comprise the Tuesday calendar; Thursday's calendar is for criminal matters. To accommodate the public, court sessions are also scheduled for one Tuesday evening per month, as needed, principally for small claims actions. Hearings and trials are scheduled throughout the week. Additionally, a VOM judge is on call 24/7, including weekends and holidays, to handle after-hours arraignments, search and arrest warrants and other pressing matters.

The Court seeks to implement continuous improvement and best business practices, to optimize departmental operations, networking and to support a cross-functional work environment insuring a cohesive and functionally efficient operation.

Highlights & Accomplishments:

The Court continues to participate in the NYS Office of the Comptroller's local Justice Court revenue program. In this program, the Court retains collected revenues from fines, penalties and surcharges and makes periodic payments to the State.

The Court implements a program of arranging for assigned counsel to be present for all after-hours and weekend arraignments of potentially indigent defendants charged with misdemeanors. This program parallels the Court's long-standing program of coordination with the Westchester Legal Aid Society to provide defense attorney appearances for all after-hour and weekend felony arraignments.

The recently completed renovation of the Court clerks' offices has created an improved working environment for the staff and presents a more organized and professional appearance for visitors. Improvements include new work space cubicles, lighting and carpeting. The Chief Clerk's office also has been repainted and new shelving has been installed, with new furniture on order. In addition, work has commenced to transform the old Village Historian's office into additional workspace and a break area for the Court staff.

Footnotes:

1. 2017 data was not yet available from the Comptroller's website at the time of submission.

After a lengthy search process subject to civil service protocols, the Court hired a new staff member to fill the open position of Assistant Court Clerk. With this new hire, the Court staff now consists of four full time and two part-time employees) who work as a cohesive group to support the Judges and Court operations. The Court continues to operate at 1994 staffing levels by continuing to employ improved methodologies, multi-tasking and networking with OCA and other Westchester Courts. Chief Clerk Louise Dunaway also continues to make herself available to support the Judges with complicated weekend arraignments.

The first floor clerk's transaction window continues to be used effectively while Court is in session to accept payments and provide information to Court visitors thereby making it unnecessary to walk the stairs to the second floor. This convenience is particularly appreciated by the elderly and visitors with small children.

The Court also continues to expedite the plea disposition process for V&T cases by coordinating with the VOM Police Department and the VOM prosecutor to ensure that plea discussions between assigned rotating officers and motorists begin by 9:00AM on Tuesdays. Waiting times for disposition of traffic violations has been reduced by staggering arrival times. In coordination with the VOM PD, the Court also changed the assigned arrival time for all parking ticket appearances to the end of Tuesday's Court calendar to reduce waiting times.

The Court notes a substantial increase in contested parking tickets due to claims of broken meters, insufficient/confusing parking signage, high penalties for late payment and the recent extension of meter times on Mamaroneck Avenue. This has resulted in a major increase in the number of court appearances during Tuesday court sessions as well as a substantial increase in correspondence sent to the Court by motorists seeking redress. This parking ticket situation has lengthened Tuesday court sessions and represents a significant added burden on the Judges and Court staff. To keep Village administration informed, the Court advises the VOM Manager's office of claims of broken meters submitted by motorists.

The Court utilizes a credit card system in both the first floor and second floor clerk's offices for payment of criminal and traffic fines and penalties resulting in expedited completion of transactions and a reduction of monies held by the Court. The Court continues its payment protocols precluding the payment of fines and surcharges (except for parking tickets) by personal check, thus maintaining best practices alignment with other local courts.

The Court utilizes part-time court constables to provide dedicated and regular court security, supplementing the security provided by VOM PD. The Court assigns the constables on a rotating basis, with one constable serving on each court day. The constables use a hand held "wand" to search all visitors before entering the courtroom.

The Court continues its audio recording of its criminal court calendar on Thursdays by a court stenographer. Use of the stenographer has freed up the court staff from manually recording proceedings allowing staff to focus on assisting the Judges during court proceedings. Use of a stenographer has also relieved staff from the time-consuming process of searching recordings and responding to counsels' requests for transcripts; attorney's now contact the stenographer service for transcripts, at the litigants' cost.

With the assistance of the VOM Manager's office, the Court oversaw completion of construction of a safe and secure Court records storage area for Court records in the attic of the courthouse. This

permitted Court staff to better organize its paper records and to arranged for the onsite document shredding of more than 250 boxes of old records in compliance with OCA guidelines; at no cost to the Village.

Goals & Objectives:

The Court continues to seek to identify alternate funding sources and to incorporate operational and capital improvements for the Court. In 2016, the Court applied for and received a Justice Court Assistance Program (JCAP) grant of $18,000 for courtroom improvements.

With the assistance of the VOM Manager's office, the Court has scheduled the fabrication and installation of a new courtroom bench, together with other improvements to the courtroom. Work is currently scheduled to start at the end of March with construction expected to last two weeks. Temporary courtroom space has been arranged at the Emelin Theatre during the construction period. The Court has worked closely with the VOM Manager's Office and the VOM PD to ensure the effective and secure operation of the Court while at the Emelin. The cost of these courtroom upgrades will be paid for in part by the $18,000 JCAP grant. These improvements will provide a safer and more dignified setting for court proceedings as well as VOM Board meetings and other village business conducted in the courtroom.

Court staff will continue to oversee the improved organization of Court records, stored in the Court's secure storage space, and will further implement its document destruction schedule in compliance with OCA guidelines. Court staff expects to continue to arrange for onsite shredding at no cost to the Village.

The Court currently provides visitors the option to pay fines and related charges on criminal and traffic ticket dispositions by credit card. This option is made possible by a state-sponsored program pursuant to which the Court pays no fees or other charges for credit card transactions. Court staff is exploring, with the assistance of the VOM Treasurer, the implementation of a similar option for payment of parking tickets at the Court by credit card. At this time, parking fines and penalties can only be paid by credit card online.

The Court continues to review and update it means and methods to improve communications with attorney's, county and state agencies. To that end, Court staff is exploring reverse 911, texting and other options for better communication of court delays and cancellations due to weather as well as other vital communications.

Justice Court Revenues:

VOM Court Total Revenues (calendar year)

2013	2014	2015	2016
$1,453,865	$1,250,999	$1,322,542	$1,452,811

VOM Fiscal Year Parking Revenues

6/1/13 to 5/31/14	6/1/14 to 5/31/15	6/1/15 to 5/31/16	Total
$513,160	$557,850	509,065	$1,580,075

VILLAGE OF MAMARONECK

Budget Preparation Report

Fiscal Year: 2019 Period From: 1 To: 12

Account	Description	2016 Actual	2017 Actual	Adopted 2018 Budget	Adjusted 2018 Budget	2018 Actual Per 1-12	2019 REQUESTED Stage	2019 TENTATIVE Stage	Variance To TENTATIVE Stage
Dept 1110	**VILLAGE JUSTICE**								
Group 1	**PERSONAL SERVICES**								
A.1110.0110	PERM.REG PERSONNEL	224,198.60	269,527.57	279,594.00	279,594.00	204,408.39	277,494.00	277,494.00	-0.75%
A.1110.0120	PART-TIME SALARIES	129,867.24	107,890.22	136,941.00	136,941.00	91,751.39	136,941.00	136,941.00	0.00%
Total Group 1	**PERSONAL SERVICES**	**354,065.84**	**377,417.79**	**416,535.00**	**416,535.00**	**296,159.78**	**414,435.00**	**414,435.00**	**-0.50%**
Group 2	**EQUIPMENT & CAPITAL OUTLAY**								
A.1110.0220	OFFICE EQUIPMENT	1,099.00	2,260.00	1,000.00	1,000.00	479.36	1,000.00	1,000.00	0.00%
Total Group 2	**EQUIPMENT & CAPITAL OUTLAY**	**1,099.00**	**2,260.00**	**1,000.00**	**1,000.00**	**479.36**	**1,000.00**	**1,000.00**	**0.00%**
Group 4	**CONTRACTUAL EXPENSE**								
A.1110.0403	PRINTING & STATIONERY	608.21	404.65	1,250.00	1,250.00	799.74	1,250.00	1,250.00	0.00%
A.1110.0404	POSTAGE	4,267.94	3,841.47	5,400.00	5,400.00	3,675.73	4,500.00	4,500.00	-16.67%
A.1110.0405	MUNI DUES & SUBSCRIP	815.50	896.20	1,000.00	1,000.00	1,011.15	1,100.00	1,100.00	10.00%
A.1110.0406	TRAINING&CONFERENCE	60.00	215.00	750.00	750.00	160.00	750.00	750.00	0.00%
A.1110.0410	SUPPLIES	1,910.91	2,462.31	3,000.00	3,000.00	2,647.20	3,000.00	3,000.00	0.00%
A.1110.0421	CONTRACT SERVICES	46,645.62	42,815.39	47,000.00	47,000.00	23,666.30	47,000.00	47,000.00	0.00%
A.1110.0431	MEALS - JURORS	0.00	0.00	100.00	100.00	0.00	0.00	0.00	-100.00%
Total Group 4	**CONTRACTUAL EXPENSE**	**54,308.18**	**50,635.02**	**58,500.00**	**58,500.00**	**31,960.12**	**57,600.00**	**57,600.00**	**-1.54%**
Total Dept 1110	**VILLAGE JUSTICE**	**409,473.02**	**430,312.81**	**476,035.00**	**476,035.00**	**328,599.26**	**473,035.00**	**473,035.00**	**-0.63%**

VILLAGE OF MAMARONECK

Budget Preparation Report

Fiscal Year: 2019 Period From: 1 To: 12

Account	Description	2016 Actual	2017 Actual	Adopted 2018 Budget	Adjusted 2018 Budget	2018 Actual Per 1-12	2019 REQUESTED Stage	2019 TENTATIVE Stage	Variance To TENTATIVE Stage
Dept 1130	**TRAFFIC VIOLATIONS BUREAU**								
Group 4	**CONTRACTUAL EXPENSE**								
A.1130.0403	PRINTING & STATIONERY	0.00	0.00	100.00	100.00	0.00	100.00	100.00	0.00%
A.1130.0404	POSTAGE	0.00	354.85	150.00	150.00	0.00	150.00	150.00	0.00%
A.1130.0410	SUPPLIES	0.00	0.00	200.00	200.00	43.53	200.00	200.00	0.00%
A.1130.0421	CONTRACT SERVICES	52,111.76	87,470.98	75,000.00	75,000.00	58,095.98	75,000.00	75,000.00	0.00%
Total Group 4	**CONTRACTUAL EXPENSE**	**52,111.76**	**87,825.83**	**75,450.00**	**75,450.00**	**58,139.51**	**75,450.00**	**75,450.00**	**0.00%**
Total Dept 1130	**TRAFFIC VIOLATIONS BUREAU**	**52,111.76**	**87,825.83**	**75,450.00**	**75,450.00**	**58,139.51**	**75,450.00**	**75,450.00**	**0.00%**

VILLAGE OF MAMARONECK

Budget Preparation Report

Fiscal Year: 2019 Period From: 1 To: 12

Account	Description	2016 Actual	2017 Actual	Adopted 2018 Budget	Adjusted 2018 Budget	2018 Actual Per 1-12	2019 REQUESTED Stage	2019 TENTATIVE Stage	Variance To TENTATIVE Stage
Dept 1210	**MAYOR**								
Group 1	**PERSONAL SERVICES**								
A.1210.0120	PART-TIME SALARY	8,262.02	8,262.02	8,427.00	8,427.00	5,423.96	10,000.00	10,000.00	18.67%
Total Group 1	**PERSONAL SERVICES**	**8,262.02**	**8,262.02**	**8,427.00**	**8,427.00**	**5,423.96**	**10,000.00**	**10,000.00**	**18.67%**
Group 4	**CONTRACTUAL EXPENSE**								
A.1210.0403	PRINTING & STATIONERY	0.00	68.48	100.00	100.00	0.00	100.00	100.00	0.00%
A.1210.0404	POSTAGE	0.97	0.93	50.00	50.00	0.47	50.00	50.00	0.00%
A.1210.0406	TRAINING&CONFERENCE	2,830.71	3,817.17	3,200.00	3,200.00	1,555.62	3,200.00	3,200.00	0.00%
A.1210.0410	SUPPLIES	138.90	283.99	500.00	500.00	110.65	500.00	500.00	0.00%
A.1210.0421	CONTRACT SERVICES	910.84	1,381.33	1,450.00	1,450.00	979.15	1,450.00	1,450.00	0.00%
A.1210.0431	MEALS	219.25	0.00	400.00	400.00	0.00	400.00	400.00	0.00%
A.1210.0480	MILEAGE REIMB.	20.00	0.00	300.00	300.00	0.00	300.00	300.00	0.00%
Total Group 4	**CONTRACTUAL EXPENSE**	**4,120.67**	**5,551.90**	**6,000.00**	**6,000.00**	**2,645.89**	**6,000.00**	**6,000.00**	**0.00%**
Total Dept 1210	**MAYOR**	**12,382.69**	**13,813.92**	**14,427.00**	**14,427.00**	**8,069.85**	**16,000.00**	**16,000.00**	**10.90%**

Village of Mamaroneck

Village Manager Organizational Chart

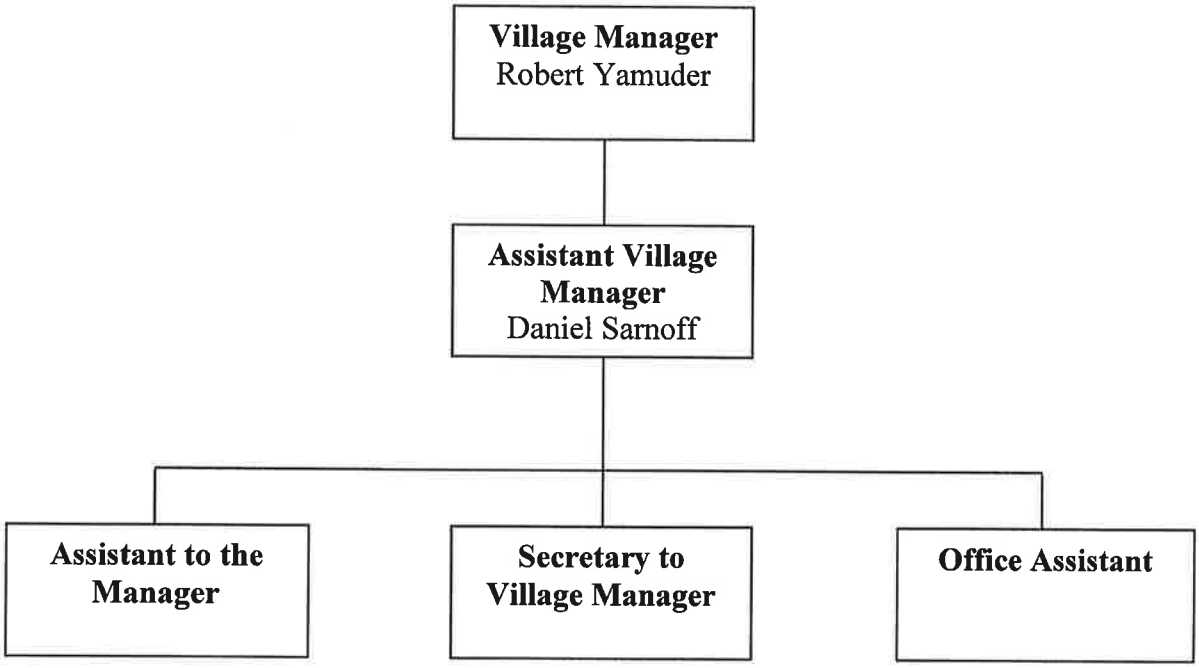

Village Manager

The Village operates under the council-manager form of government. Through this structure, the elected Village Board sets the overall vision for the community by establishing policy, adopting local laws and resolutions, and controlling the raising and appropriation of funds while the Village Manager is tasked with implementing these policies and overseeing all village operations in an apolitical manner, thereby removing politics from the administration of government and ensuring that the services provided by the Village are delivered in a professional manner

The Village Manager is the chief executive officer of the Village and is responsible, under the direction of the Board of Trustees, for planning, reporting, organizing, staffing, coordinating, budgeting, and evaluating all local government activities. The Village Manager makes recommendations to the Board of Trustees relative to operations, capital planning, budgeting, debt management, and strategic and long-range planning.

The Village Manager serves a number of roles in the Village government, including human resources administrator (personnel), labor relations, grants writer and coordinator, project management, budget officer and Village liaison with other governmental entities, letter, preparing and preparation of bids and handling insurance matters.

Issues and problems relating to the operation of the Village government should be directed to the Village Manager's Office. It is recommended that residents first contact the specific Village department responsible for the area of concern (e.g. pothole complaints should be directed to the Department of Public Works). If the matter is not corrected within a reasonable time, contact the Village Manager's Office to address the problem.

VILLAGE OF MAMARONECK

Budget Preparation Report

Fiscal Year: 2019 Period From: 1 To: 12

Account	Description	2016 Actual	2017 Actual	Adopted 2018 Budget	Adjusted 2018 Budget	2018 Actual Per 1-12	2019 REQUESTED Stage	2019 TENTATIVE Stage	Variance To TENTATIVE Stage
Dept 1230	**VILLAGE MANAGER**								
Group 1	**PERSONAL SERVICES**								
A.1230.0110	PERM.REG PERSONNEL	361,824.54	377,254.41	422,819.00	422,819.00	249,414.98	421,119.00	421,119.00	-0.40%
A.1230.0120	PART-TIME CLERICAL	28,381.25	29,159.10	21,095.00	21,095.00	14,634.69	21,160.00	21,160.00	0.31%
A.1230.0140	OVERTIME	0.00	273.14	0.00	0.00	0.00	0.00	0.00	0.00%
Total Group 1	**PERSONAL SERVICES**	**390,205.79**	**406,686.65**	**443,914.00**	**443,914.00**	**264,049.67**	**442,279.00**	**442,279.00**	**-0.37%**
Group 2	**EQUIPMENT & CAPITAL OUTLAY**								
A.1230.0220	OFFICE EQUIPMENT	0.00	1,252.01	1,000.00	1,000.00	0.00	1,000.00	1,000.00	0.00%
Total Group 2	**EQUIPMENT & CAPITAL OUTLAY**	**0.00**	**1,252.01**	**1,000.00**	**1,000.00**	**0.00**	**1,000.00**	**1,000.00**	**0.00%**
Group 4	**CONTRACTUAL EXPENSE**								
A.1230.0403	PRINTING & STATIONERY	1,678.77	6,164.79	3,000.00	3,000.00	1,796.44	3,000.00	3,000.00	0.00%
A.1230.0404	POSTAGE	4,813.38	1,582.15	3,500.00	3,500.00	348.19	2,500.00	2,500.00	-28.57%
A.1230.0405	MUNI DUES & SUBSCRIP	4,293.00	3,331.50	5,000.00	5,000.00	5,698.70	5,000.00	5,000.00	0.00%
A.1230.0406	TRAINING&CONFERENCE	4,278.30	3,567.74	3,750.00	3,750.00	790.27	3,750.00	3,750.00	0.00%
A.1230.0407	AUTO MILEAGE ALLOWANCE	145.61	202.53	250.00	250.00	0.00	250.00	250.00	0.00%
A.1230.0410	SUPPLIES	2,151.19	243.98	2,500.00	2,500.00	279.94	2,000.00	2,000.00	-20.00%
A.1230.0421	CONTRACT SERVICES	117,280.69	209,678.67	140,000.00	181,544.80	127,707.72	146,125.00	146,125.00	4.38%
A.1230.0422	FEES	520.00	200.00	4,000.00	4,000.00	200.00	4,000.00	4,000.00	0.00%
A.1230.0423	PUBLIC & LEGAL NOTICE	769.00	1,771.50	5,000.00	5,000.00	334.00	4,000.00	4,000.00	-20.00%
A.1230.0480	MILEAGE REIMB.	85.53	184.25	250.00	250.00	0.00	250.00	250.00	0.00%
Total Group 4	**CONTRACTUAL EXPENSE**	**136,015.47**	**226,927.11**	**167,250.00**	**208,794.80**	**137,155.26**	**170,875.00**	**170,875.00**	**2.17%**
Total Dept 1230	**VILLAGE MANAGER**	**526,221.26**	**634,865.77**	**612,164.00**	**653,708.80**	**401,204.93**	**614,154.00**	**614,154.00**	**0.33%**

Village of Mamaroneck

Clerk-Treasurer Organizational Chart

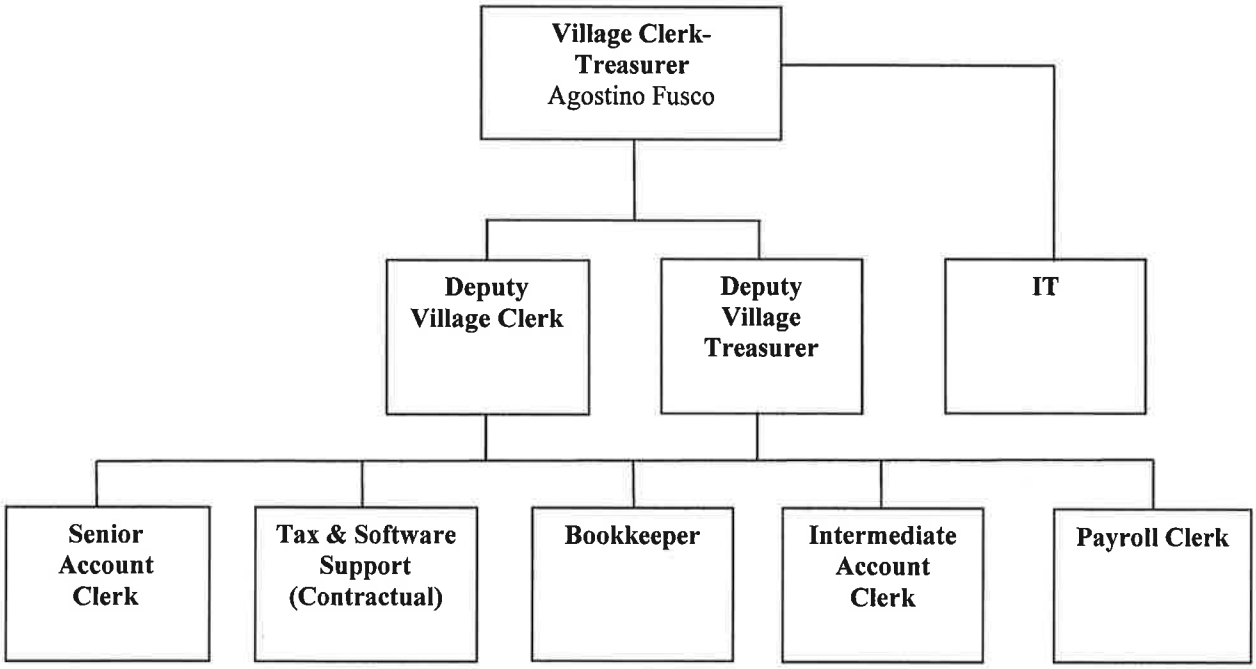

Village Clerk-Treasurer

The Clerk-Treasurer, appointed by the Mayor & Trustees, is the Chief Fiscal Officer and provides overall management supervision to the Clerk-Treasurer's Office. The Clerk-Treasurer is responsible for accounting of all revenues and expenditures of the Village. Any money received that does not require immediate use is invested in accordance with an investment policy which is reviewed and approved by the Board of Trustees on an annual basis.

The Clerk-Treasurer assists the Village Manager in developing a spending plan, known as the annual budget for submission to the Board of Trustees. After each fiscal year is concluded, the Clerk-Treasurer prepares the annual financial statements, reports which show monies received and expended, and how they compare to the adopted budget.

The Clerk-Treasurer attends and records all Village Board of Trustees meetings, compiles a record of all Village resolutions and local laws and maintains custody of the Village seal, books, records and all official reports of the Village

The Clerk-Treasurer's Office also issues annual parking permits, dog licenses, senior citizen taxi coupons, vital statistics (birth and death certificates) and maintains an indexed record of all written notices of defect which are reported to the Village. The Clerk is designated the Records Management Officer pursuant to law and is the Records Access Officer for purposes of the Freedom of Information Law and processed 967 FOIL requests in fiscal year end 2016. In comparison to date in Fiscal year end 2017, June 1, 2016 – March 17, 2017 for which it processed 596.

The Clerk-Treasurer's Office also mails out all tax bills and collects all Village taxes for the Village of Mamaroneck.

VILLAGE OF MAMARONECK
Budget Preparation Report

Fiscal Year: 2019 Period From: 1 To: 12

Account	Description	2016 Actual	2017 Actual	Adopted 2018 Budget	Adjusted 2018 Budget	2018 Actual Per 1-12	2019 REQUESTED Stage	2019 TENTATIVE Stage	Variance To TENTATIVE Stage
Dept 1325	**CLERK-TREASURER**								
Group 1	**PERSONAL SERVICES**								
A.1325.0110	PERM.REG PERSONNEL	571,061.53	596,085.46	606,334.00	606,334.00	399,282.24	610,604.00	610,604.00	0.70%
A.1325.0120	PART-TIME SALARIES	19,331.14	16,342.00	19,174.00	19,174.00	11,388.30	19,174.00	19,174.00	0.00%
A.1325.0140	OVERTIME	2,487.91	3,346.51	2,500.00	2,500.00	2,616.92	3,000.00	3,000.00	20.00%
Total Group 1	**PERSONAL SERVICES**	**592,880.58**	**615,773.97**	**628,008.00**	**628,008.00**	**413,287.46**	**632,778.00**	**632,778.00**	**0.76%**
Group 2	**EQUIPMENT & CAPITAL OUTLAY**								
A.1325.0220	OFFICE EQUIPMENT	450.47	1,046.77	1,250.00	1,250.00	1,912.80	1,250.00	1,250.00	0.00%
Total Group 2	**EQUIPMENT & CAPITAL OUTLAY**	**450.47**	**1,046.77**	**1,250.00**	**1,250.00**	**1,912.80**	**1,250.00**	**1,250.00**	**0.00%**
Group 4	**CONTRACTUAL EXPENSE**								
A.1325.0403	PRINTING & STATIONERY	11,097.48	12,395.58	12,500.00	12,500.00	7,025.37	12,500.00	12,500.00	0.00%
A.1325.0404	POSTAGE	7,719.69	4,496.18	7,000.00	7,000.00	5,929.38	7,000.00	7,000.00	0.00%
A.1325.0405	MUNI DUES & SUBSCRIP	1,242.94	1,448.52	2,315.00	2,315.00	1,429.52	2,315.00	2,315.00	0.00%
A.1325.0406	TRAINING&CONFERENCE	290.00	0.00	3,500.00	3,500.00	0.00	3,500.00	3,500.00	0.00%
A.1325.0410	SUPPLIES	3,439.98	2,010.47	3,500.00	3,500.00	1,816.83	3,500.00	3,500.00	0.00%
A.1325.0421	CONTRACT SERVICES	89,392.56	81,233.79	102,935.00	105,535.00	93,403.47	103,085.00	103,085.00	0.15%
A.1325.0423	PUBLIC & LEGAL NOTICE	480.00	594.00	1,650.00	1,650.00	606.00	1,650.00	1,650.00	0.00%
A.1325.0441	BOND ISSUE&NOTE EXP	48,156.32	82,538.95	56,000.00	56,000.00	8,954.85	56,000.00	56,000.00	0.00%
A.1325.0442	CODE SUPPLEMENT	0.00	0.00	3,800.00	3,800.00	0.00	3,800.00	3,800.00	0.00%
Total Group 4	**CONTRACTUAL EXPENSE**	**161,818.97**	**184,717.49**	**193,200.00**	**195,800.00**	**119,165.42**	**193,350.00**	**193,350.00**	**0.08%**
Total Dept 1325	**CLERK-TREASURER**	**755,150.02**	**801,538.23**	**822,458.00**	**825,058.00**	**534,365.68**	**827,378.00**	**827,378.00**	**0.60%**

Village of Mamaroneck

Village Attorney Organizational Chart

Village Attorney

The Village Attorney is appointed by the Board of Trustees and serves at the pleasure of the Board. The Village Attorney is the legal advisor to the Board of Trustees, Village Boards, Committees and Advisory Councils, the Village Manager and other Village officers and employees. The Village Attorney interprets federal, State, and local laws, rules and regulations, manages outside counsel retained to represent the interests of the Village and prepares drafts of resolutions, agreements, and local laws. Tort claims brought against the Village are processed by the Village Attorney in cooperation with the Village's insurance carriers.

When the Village Attorney is acting in his capacity as the attorney for the Village, he serves solely as the advisor to the Village staff, boards and commissions and cannot provide advice to individuals on private matters.

VILLAGE OF MAMARONECK
Budget Preparation Report

Fiscal Year: 2019 Period From: 1 To: 12

Account	Description	2016 Actual	2017 Actual	Adopted 2018 Budget	Adjusted 2018 Budget	2018 Actual Per 1-12	2019 REQUESTED Stage	2019 TENTATIVE Stage	Variance To TENTATIVE Stage
Dept 1420	**LAW**								
Group 1	**PERSONAL SERVICES**								
A.1420.0110	PERM.REG PERSONNEL	0.00	15,850.65	28,830.00	28,830.00	18,850.11	29,499.00	29,499.00	2.32%
A.1420.0120	PART-TIME SALARIES	19,492.59	5,550.00	0.00	0.00	0.00	0.00	0.00	0.00%
Total Group 1	**PERSONAL SERVICES**	**19,492.59**	**21,400.65**	**28,830.00**	**28,830.00**	**18,850.11**	**29,499.00**	**29,499.00**	**2.32%**
Group 2	**EQUIPMENT & CAPITAL OUTLAY**								
A.1420.0220	OFFICE EQUIPMENT	0.00	0.00	0.00	0.00	0.00	1,000.00	1,000.00	100.00%
Total Group 2	**EQUIPMENT & CAPITAL OUTLAY**	**0.00**	**0.00**	**0.00**	**0.00**	**0.00**	**1,000.00**	**1,000.00**	**100.00%**
Group 4	**CONTRACTUAL EXPENSE**								
A.1420.0401	LAW.UNINSURED LEGAL EXP	0.00	200.00	30,000.00	30,000.00	0.00	5,000.00	5,000.00	-83.33%
A.1420.0403	PRINTING & STATIONERY	0.00	0.00	500.00	500.00	0.00	500.00	500.00	0.00%
A.1420.0404	POSTAGE	14.88	203.62	200.00	200.00	36.15	200.00	200.00	0.00%
A.1420.0405	MUNI DUES & SUBSCRIP	0.00	0.00	4,000.00	4,000.00	0.00	0.00	0.00	-100.00%
A.1420.0406	TRAINING&CONFERENCE	0.00	0.00	200.00	200.00	0.00	200.00	200.00	0.00%
A.1420.0410	SUPPLIES	314.80	545.43	1,000.00	1,000.00	180.35	1,000.00	1,000.00	0.00%
A.1420.0421	CONTRACT SERVICES	959,670.10	662,725.90	527,000.00	527,000.00	361,354.13	527,000.00	527,000.00	0.00%
A.1420.0422	LEGAL FILING FEES	0.00	0.00	1,500.00	1,500.00	0.00	1,500.00	1,500.00	0.00%
Total Group 4	**CONTRACTUAL EXPENSE**	**959,999.78**	**663,674.95**	**564,400.00**	**564,400.00**	**361,570.63**	**535,400.00**	**535,400.00**	**-5.14%**
Total Dept 1420	**LAW**	**979,492.37**	**685,075.60**	**593,230.00**	**593,230.00**	**380,420.74**	**565,899.00**	**565,899.00**	**-4.61%**

Village of Mamaroneck

Engineering Organizational Chart

Village Engineer
Hernane De Almeida, P.E.

Village Engineer

The primary mission of the Village Engineer is to provide a variety of engineering services designed to protect the public welfare of the community. The Village Engineer is dedicated to the provision of quality technical services in support of the general Village operations, as well as the responsible development of new Village infrastructure. All activities are to be performed in the most cost-effective manner and should ultimately result in sustainable operation and development in the Village.

Under the general supervision of the Village Manager, the Village Engineer performs in an important technical and administrative position requiring a thorough knowledge of the principles and practices of engineering and a good knowledge of the operation of municipal government. The Village Engineer has full responsibility in carrying out engineering matters and general direction is received in matters of Village policy.

The Village Engineer works closely with the Village Manager's Office, the Building Department, Village Assessor's Office and the Department of Public Works to assess the Village's infrastructure, and determine proactive and corrective actions necessary. The Village Engineer is extremely knowledgeable in the design and construction of storm and sanitary sewers, stormwater management practices, water mains, curbs, sidewalks, traffic signage, pavement markings, roadway construction and other public works improvements. The Village Engineer also provides support for the Land Use Boards including the Planning Board and Harbor and Coastal Zone Management Commission (HCZM).

On an inter-municipal level, the Village Engineer acts as representative of the Village and the Villages interests in matters regarding sanitary sewer, storm sewer, highways and other infrastructure. The Village Engineer also has a role in Village capital projects; the capacity may include administrative duties, acting as lead designer or design consultant liaison, and may also include construction administration.

In the capacity of the Village Engineer, he serves solely as the advisor to the Village staff, boards and commissions and cannot provide advice to individuals on private matters.

VILLAGE OF MAMARONECK
Budget Preparation Report

Fiscal Year: 2019 Period From: 1 To: 12

Account	Description	2016 Actual	2017 Actual	Adopted 2018 Budget	Adjusted 2018 Budget	2018 Actual Per 1-12	2019 REQUESTED Stage	2019 TENTATIVE Stage	Variance To TENTATIVE Stage
Dept 1440	**ENGINEER**								
Group 1	**PERSONAL SERVICES**								
A.1440.0110	PERM.REG PERSONNEL	133,953.06	17,653.83	0.00	0.00	0.00	65,750.00	65,750.00	100.00%
Total Group 1	**PERSONAL SERVICES**	**133,953.06**	**17,653.83**	**0.00**	**0.00**	**0.00**	**65,750.00**	**65,750.00**	**100.00%**
Group 2	**EQUIPMENT & CAPITAL OUTLAY**								
A.1440.0210	ENGINEER.OFFICE FURNITURE	1,000.00	0.00	1,000.00	1,000.00	0.00	1,000.00	1,000.00	0.00%
A.1440.0260	MISC. EQUIPMENT	950.00	87.45	1,000.00	1,000.00	0.00	1,000.00	1,000.00	0.00%
Total Group 2	**EQUIPMENT & CAPITAL OUTLAY**	**1,950.00**	**87.45**	**2,000.00**	**2,000.00**	**0.00**	**2,000.00**	**2,000.00**	**0.00%**
Group 4	**CONTRACTUAL EXPENSE**								
A.1440.0403	ENGINEER - PRINTING & STATIONERY	0.00	0.00	500.00	500.00	0.00	500.00	500.00	0.00%
A.1440.0404	ENGINEER - POSTAGE	0.00	0.00	500.00	500.00	0.00	500.00	500.00	0.00%
A.1440.0405	ENGINEER - DUES & SUBSCRIP	0.00	373.00	600.00	600.00	0.00	600.00	600.00	0.00%
A.1440.0406	ENGINEER - TRAINING & CONFERENCE	0.00	0.00	2,000.00	2,000.00	0.00	2,000.00	2,000.00	0.00%
A.1440.0407	ENGINEER.- AUTOMOTIVE REPAIRS	3,263.25	0.00	0.00	0.00	0.00	0.00	0.00	0.00%
A.1440.0410	ENGINEER - SUPPLIES	96.45	0.00	500.00	500.00	0.00	500.00	500.00	0.00%
A.1440.0421	CONTRACT SERVICES	141,282.63	135,188.35	85,720.00	89,720.00	131,900.34	70,720.00	70,720.00	-17.50%
Total Group 4	**CONTRACTUAL EXPENSE**	**144,642.33**	**135,561.35**	**89,820.00**	**93,820.00**	**131,900.34**	**74,820.00**	**74,820.00**	**-16.70%**
Total Dept 1440	**ENGINEER**	**280,545.39**	**153,302.63**	**91,820.00**	**95,820.00**	**131,900.34**	**142,570.00**	**142,570.00**	**55.27%**

VILLAGE OF MAMARONECK

Budget Preparation Report

Fiscal Year: 2019 Period From: 1 To: 12

Account	Description	2016 Actual	2017 Actual	Adopted 2018 Budget	Adjusted 2018 Budget	2018 Actual Per 1-12	2019 REQUESTED Stage	2019 TENTATIVE Stage	Variance To TENTATIVE Stage
Dept 1460	**RECORDS MANAGEMENT**								
Group 1	**PERSONAL SERVICES**								
A.1460.0120	PART-TIME CLERICAL	0.00	0.00	2,500.00	2,500.00	0.00	2,500.00	2,500.00	0.00%
Total Group 1	**PERSONAL SERVICES**	**0.00**	**0.00**	**2,500.00**	**2,500.00**	**0.00**	**2,500.00**	**2,500.00**	**0.00%**
Group 4	**CONTRACTUAL EXPENSE**								
A.1460.0410	SUPPLIES & MATERIALS	0.00	0.00	300.00	300.00	0.00	300.00	300.00	0.00%
A.1460.0421	CONTRACT SERVICES	1,239.80	69.45	1,080.00	1,080.00	1,935.63	2,500.00	2,500.00	131.48%
A.1460.0424	LEASE-RECORD STORAG	18,510.00	19,800.00	19,800.00	19,800.00	16,500.00	19,800.00	19,800.00	0.00%
Total Group 4	**CONTRACTUAL EXPENSE**	**19,749.80**	**19,869.45**	**21,180.00**	**21,180.00**	**18,435.63**	**22,600.00**	**22,600.00**	**6.70%**
Total Dept 1460	**RECORDS MANAGEMENT**	**19,749.80**	**19,869.45**	**23,680.00**	**23,680.00**	**18,435.63**	**25,100.00**	**25,100.00**	**6.00%**

Village of Mamaroneck

Department of Public Works Organizational Chart

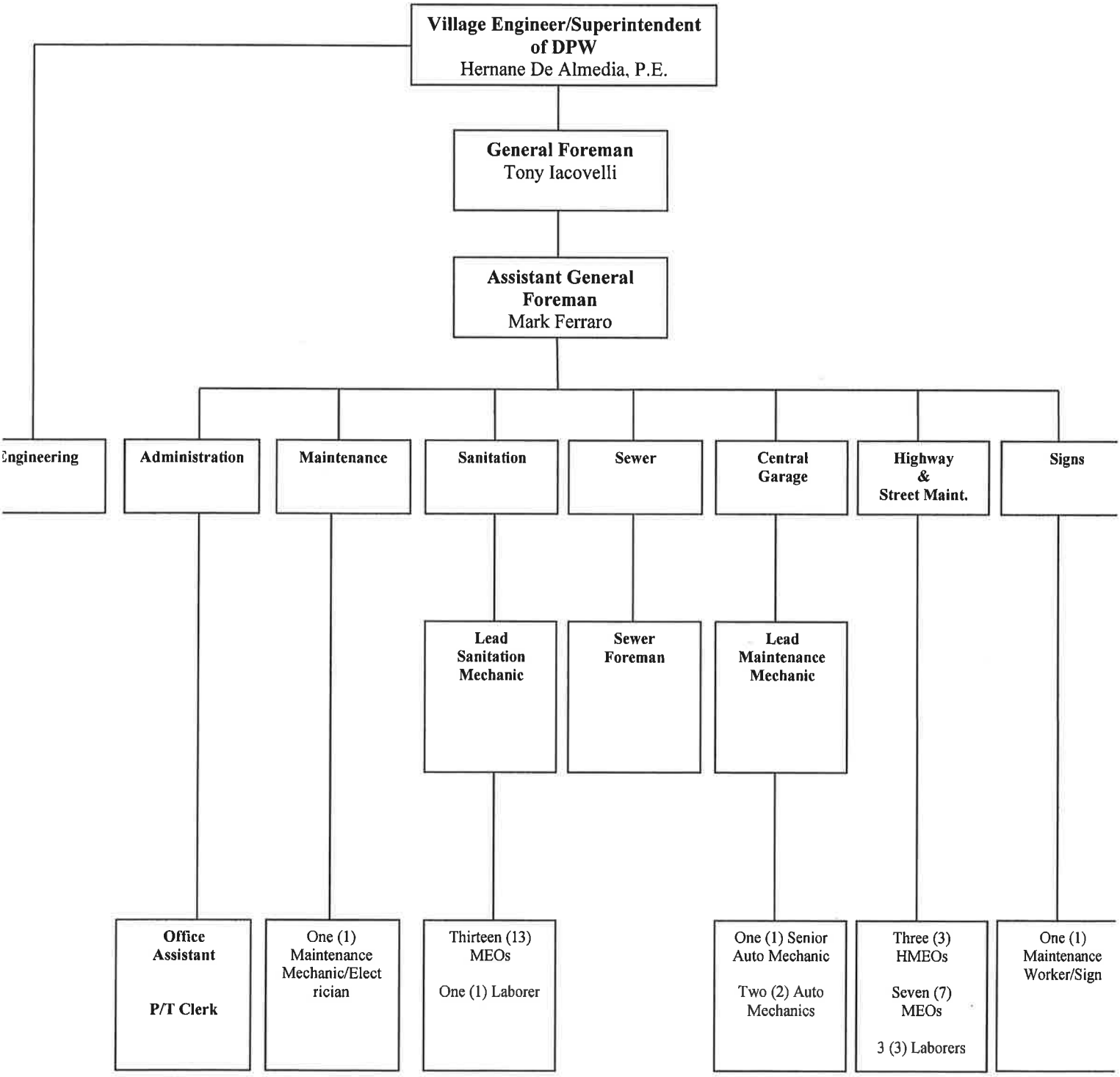

VILLAGE OF MAMARONECK, NEW YORK
GENERAL FUND
ANNUAL BUDGET
FOR FISCAL YEAR ENDING MAY 31, 2019

Department of Public Works

The Department of Public Works (DPW) is responsible for the overall operation and maintenance of the Village's public works infrastructure including 96 lane miles of Village-owned roadways, sixteen (16) Village facilities, and the Village fleet of vehicles. The Department employs forty-three (43) people among multiple operating divisions. In FY 2015/16 the Village hired a new Village Engineer who also serves as the head of the Department of Public Works.

During office hours of 8:00 am – 3:30 pm, residents are encouraged to call DPW to report problems regarding trees, roads, sidewalks, street flooding, street lights and signs, leaf and snow pickup, storm drains and sanitary sewers, garbage pickup, recycling and metal pickup.

Engineering works closely with the various village departments to assess the Village's infrastructure, and determine proactive and corrective actions necessary. The Village Engineer is extremely knowledgeable in the design and construction of storm and sanitary sewers, stormwater management practices, water mains, curbs, sidewalks, traffic signage, pavement markings, roadway construction and other public works improvements. Engineering also provides support for the Land Use Boards including the Planning Board and Harbor and Coastal Zone Management Commission (HCZM).

Administration division is responsible for management of the Public Works operations, budget preparation & capital planning, file maintenance, invoice preparation, reviewing and issuing Street Opening permits then inspection and approval of work done. Administration is responsible for completing and filing annual waste and recycling reports with Westchester County and New York State. Administration reports complaints and follows through with utility companies (Con Ed, WJWW, Metro North, Westchester County DPW, NYS DOT and NYS Thruway). Administration also oversees street paving projects, large drainage projects and sewer projects.

Sanitation is responsible for twice weekly rear-yard garbage collection, recycling collection, bulk waste pick-up and Yard waste collection.

Highway is responsible for Street maintenance including street sweeping and snow removal, sidewalk repairs, river and dam cleaning, tree maintenance and planting, the fall leaf collection program, metal collection and TV and computer pick up and mosquito control.

Sewer is responsible for maintenance of sanitary and storm sewers and overseeing contractors inspecting and repairing sewer lines and other appurtenances.

Central Garage is responsible for the Village's fleet maintenance program, generator maintenance, parts inventory and vehicle Inspection.

The **Sign** division repairs/removes/replaces street signs, regulatory signage and painting of crosswalks, stop-bars, parking spaces, parking lots and handicapped spaces.

Facilities Maintenance is responsible for construction projects/repairs at Village buildings and parks, interior and exterior painting of Village facilities and maintenance of street and traffic lights, holiday lights and banners.

VILLAGE OF MAMARONECK
Budget Preparation Report

Fiscal Year: 2019 Period From: 1 To: 12

Account	Description	2016 Actual	2017 Actual	Adopted 2018 Budget	Adjusted 2018 Budget	2018 Actual Per 1-12	2019 REQUESTED Stage	2019 TENTATIVE Stage	Variance To TENTATIVE Stage
Dept 1490	**PUBLIC WORKS ADMIN.**								
Group 1	**PERSONAL SERVICES**								
A.1490.0110	PERM.REG PERSONNEL	205,086.86	329,140.14	365,786.00	365,786.00	240,482.84	366,455.00	366,455.00	0.18%
A.1490.0120	PUBLIC WORKS ADMIN..PART-TIME SALARIES	20,501.45	8,266.50	0.00	0.00	0.00	0.00	0.00	0.00%
A.1490.0130	SEASONAL LABOR	35,169.38	37,443.00	64,000.00	64,000.00	46,323.00	67,000.00	67,000.00	4.69%
A.1490.0140	OVERTIME	1,323.36	2,811.02	1,500.00	1,500.00	4,189.33	2,900.00	2,900.00	93.33%
Total Group 1	**PERSONAL SERVICES**	**262,081.05**	**377,660.66**	**431,286.00**	**431,286.00**	**290,995.17**	**436,355.00**	**436,355.00**	**1.18%**
Group 2	**EQUIPMENT & CAPITAL OUTLAY**								
A.1490.0210	OFFICE FURNITURE	208.09	0.00	800.00	800.00	0.00	800.00	800.00	0.00%
A.1490.0220	OFFICE EQUIPMENT	665.06	0.00	1,500.00	2,047.00	319.99	1,500.00	1,500.00	0.00%
A.1490.0250	UNIFORMS	601.41	837.95	1,800.00	1,800.00	0.00	2,525.00	2,525.00	40.28%
Total Group 2	**EQUIPMENT & CAPITAL OUTLAY**	**1,474.56**	**837.95**	**4,100.00**	**4,647.00**	**319.99**	**4,825.00**	**4,825.00**	**17.68%**
Group 4	**CONTRACTUAL EXPENSE**								
A.1490.0403	PRINTING & STATIONERY	64.31	36.83	250.00	250.00	0.00	250.00	250.00	0.00%
A.1490.0404	POSTAGE	410.30	59.49	250.00	250.00	56.87	250.00	250.00	0.00%
A.1490.0405	MUNI DUES & SUBSCRIP	917.99	749.99	1,000.00	1,000.00	749.99	1,000.00	1,000.00	0.00%
A.1490.0406	TRAINING&CONFERENCE	0.00	37.50	1,500.00	1,500.00	0.00	1,500.00	1,500.00	0.00%
A.1490.0407	AUTOMOTIVE REPAIRS	1,213.79	1,783.55	2,000.00	2,000.00	1,563.81	2,000.00	2,000.00	0.00%
A.1490.0408	FUEL, OIL & LUBRICANTS	2,731.07	3,493.02	5,000.00	5,000.00	2,969.75	5,000.00	5,000.00	0.00%
A.1490.0409	BUILDING IMPROV.	1,074.38	58.25	4,000.00	7,500.00	38.35	4,000.00	4,000.00	0.00%
A.1490.0410	SUPPLIES	1,758.86	1,323.55	2,500.00	2,500.00	2,873.15	2,500.00	2,500.00	0.00%
A.1490.0412	MAPS & PRINTS	0.00	384.50	0.00	0.00	0.00	0.00	0.00	0.00%

VILLAGE OF MAMARONECK

Budget Preparation Report

Fiscal Year: 2019 Period From: 1 To: 12

Account	Description	2016 Actual	2017 Actual	Adopted 2018 Budget	Adjusted 2018 Budget	2018 Actual Per 1-12	2019 REQUESTED Stage	2019 TENTATIVE Stage	Variance To TENTATIVE Stage
Dept 1490	**PUBLIC WORKS ADMIN.**								
Group 4	**CONTRACTUAL EXPENSE**								
A.1490.0421	CONTRACT SERVICES	34,963.56	29,989.47	44,805.00	44,805.00	27,400.44	45,075.00	45,075.00	0.60%
A.1490.0450	MISCELLANEOUS	641.30	1,538.18	2,000.00	2,000.00	1,432.41	2,000.00	2,000.00	0.00%
Total Group 4	**CONTRACTUAL EXPENSE**	**43,775.56**	**39,454.33**	**63,305.00**	**66,805.00**	**37,084.77**	**63,575.00**	**63,575.00**	**0.43%**
Total Dept 1490	**PUBLIC WORKS ADMIN.**	**307,331.17**	**417,952.94**	**498,691.00**	**502,738.00**	**328,399.93**	**504,755.00**	**504,755.00**	**1.22%**

Village of Mamaroneck

Building Department Organizational Chart

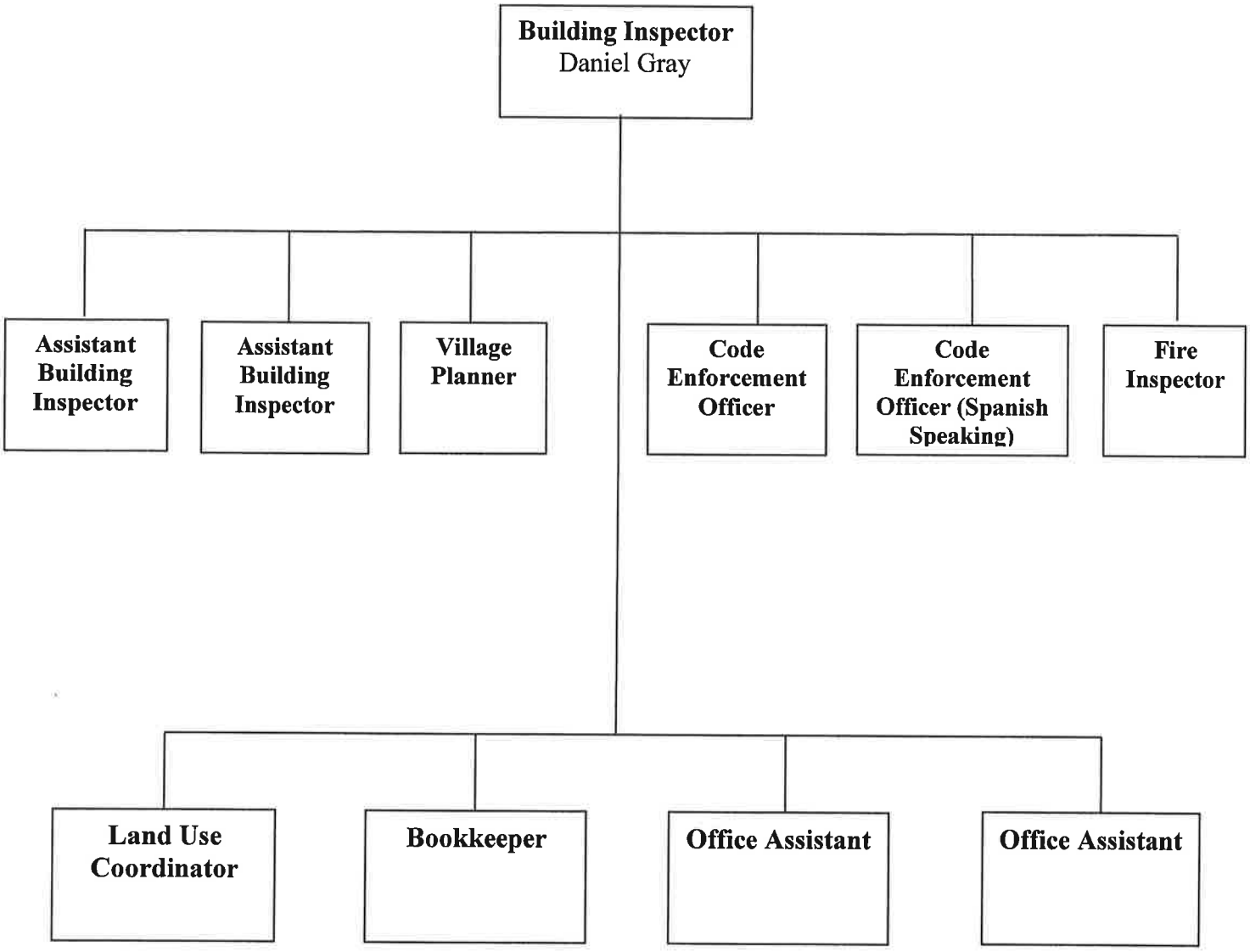

Building Department

The Building Department provides many services to property owners concerning documentation and certifications of structures within the Village. The Building Department is also responsible for code enforcement and provides administrative coordination with the Village's Engineer. The Building Department receives and reviews applications, drawings and plans for Building Permits, Plumbing Permits, Dumpster Permits, Sign Permits, Demolition Permits and Electrical Permits. The Building Department also performs inspections to ensure compliance with approved building plans and conformance with the International Building Code and with the 2017 New York State Uniform Code supplement; issues certificates of occupancy and compliance for permits that have been completed and have proper documentation, building permits and violations on properties, generally required in connection with the sale of properties or mortgage refinancing; performs housing inspections to ensure buildings are used in a safe and lawful manner; and issues Violation and Order to Remedy Notices to owners of properties who are in violation of any building, zoning or any other law or regulation.

Our permit procedure provides oversight on the design, construction, alteration, addition, repair, removal, demolition, use, and occupancy of structures in the Village, thereby minimizing the loss to property and life which could occur as a result of accidents and natural disasters.

The department coordinates its program with other departments and agencies in the Village, County, and State governments, and also with private agencies that have similar responsibilities, including among others, the American Society for Testing and Materials, the National Fire Protection Association, and the Underwriters Laboratories.

The Building Inspector also serves as the Village's local floodplain administrator and is a Certified Floodplain Manager.

The Building Department also provides staff support to all of the Land Use Boards and attends regular meetings of the Planning Board, Zoning Board of Appeals, Board of Architectural Review and Fire Council meetings, and attends meetings of the Harbor and Coastal Zone Management Commission.

In addition, to these duties, the Building Department clerical staff provides administrative and staff support to the Building Inspectors, Fire Inspector, and Code Enforcement Officers, and the Planning Department.

VILLAGE OF MAMARONECK

Budget Preparation Report

Fiscal Year: 2019 Period From: 1 To: 12

Account	Description	2016 Actual	2017 Actual	Adopted 2018 Budget	Adjusted 2018 Budget	2018 Actual Per 1-12	2019 REQUESTED Stage	2019 TENTATIVE Stage	Variance To TENTATIVE Stage
Dept 1620	**PUBLIC SAFETY BUILDING**								
Group 4	**CONTRACTUAL EXPENSE**								
A.1620.0409	BUILDING IMPROV.	4,735.91	8,726.79	8,000.00	8,256.19	1,879.51	8,000.00	8,000.00	0.00%
A.1620.0410	SUPPLIES	12.99	1,892.32	1,200.00	1,200.00	309.82	1,200.00	1,200.00	0.00%
A.1620.0414	UTILITIES - HEATING	0.00	0.00	19,000.00	19,000.00	0.00	0.00	0.00	-100.00%
A.1620.0415	UTILITIES - WATER	2,212.05	1,839.03	2,500.00	2,500.00	1,661.04	2,500.00	2,500.00	0.00%
A.1620.0416	UTILITIES- ELECTRIC	42,979.47	34,437.85	35,000.00	35,000.00	28,544.98	35,000.00	35,000.00	0.00%
A.1620.0420	BUILDING MAINTENANCE	7,555.97	14,392.11	7,000.00	7,000.00	3,571.20	8,000.00	8,000.00	14.29%
A.1620.0421	CONTRACT SERVICES	18,149.81	29,978.22	8,600.00	8,600.00	21,928.80	21,400.00	21,400.00	148.84%
Total Group 4	**CONTRACTUAL EXPENSE**	**75,646.20**	**91,266.32**	**81,300.00**	**81,556.19**	**57,895.35**	**76,100.00**	**76,100.00**	**-6.40%**
Total Dept 1620	**PUBLIC SAFETY BUILDING**	**75,646.20**	**91,266.32**	**81,300.00**	**81,556.19**	**57,895.35**	**76,100.00**	**76,100.00**	**-6.40%**

VILLAGE OF MAMARONECK

Budget Preparation Report

Fiscal Year: 2019 Period From: 1 To: 12

Account	Description	2016 Actual	2017 Actual	Adopted 2018 Budget	Adjusted 2018 Budget	2018 Actual Per 1-12	2019 REQUESTED Stage	2019 TENTATIVE Stage	Variance To TENTATIVE Stage
Dept 1621	**ADMINISTRATIVE OFFICES**								
Group 4	**CONTRACTUAL EXPENSE**								
A.1621.0406	EDUCATION& TRAINING	2,100.00	525.00	600.00	600.00	0.00	600.00	600.00	0.00%
A.1621.0409	BUILDING IMPROV.	1,037.13	1,220.85	2,000.00	2,000.00	0.00	2,000.00	2,000.00	0.00%
A.1621.0410	SUPPLIES	212.84	283.94	350.00	350.00	363.55	400.00	400.00	14.29%
A.1621.0416	UTILITIES-ELECTRIC	11,965.24	8,110.68	12,500.00	12,500.00	6,969.98	12,500.00	12,500.00	0.00%
A.1621.0420	BUILDING MAINTENANCE	296.00	1,630.55	500.00	500.00	1,052.34	1,200.00	1,200.00	140.00%
A.1621.0421	CONTRACT SERVICES	82,344.64	94,813.49	93,355.00	93,355.00	57,411.73	93,355.00	93,355.00	0.00%
Total Group 4	**CONTRACTUAL EXPENSE**	**97,955.85**	**106,584.51**	**109,305.00**	**109,305.00**	**65,797.60**	**110,055.00**	**110,055.00**	**0.69%**
Total Dept 1621	**ADMINISTRATIVE OFFICES**	**97,955.85**	**106,584.51**	**109,305.00**	**109,305.00**	**65,797.60**	**110,055.00**	**110,055.00**	**0.69%**

VILLAGE OF MAMARONECK

Budget Preparation Report

Fiscal Year: 2019 Period From: 1 To: 12

Account	Description	2016 Actual	2017 Actual	Adopted 2018 Budget	Adjusted 2018 Budget	2018 Actual Per 1-12	2019 REQUESTED Stage	2019 TENTATIVE Stage	Variance To TENTATIVE Stage
Dept 1622	**OPERATION OF BUILDINGS**								
Group 1	**PERSONAL SERVICES**								
A.1622.0120	OPERATION OF BUILDINGS.PART-TIME SALARIES	29,791.80	30,014.50	32,500.00	32,500.00	18,766.64	32,500.00	32,500.00	0.00%
Total Group 1	**PERSONAL SERVICES**	**29,791.80**	**30,014.50**	**32,500.00**	**32,500.00**	**18,766.64**	**32,500.00**	**32,500.00**	**0.00%**
Group 2	**EQUIPMENT & CAPITAL OUTLAY**								
A.1622.0230	EQUIPMENT & TOOLS	133.03	99.00	500.00	500.00	0.00	500.00	500.00	0.00%
A.1622.0250	UNIFORMS	0.00	28.00	0.00	0.00	0.00	400.00	400.00	100.00%
Total Group 2	**EQUIPMENT & CAPITAL OUTLAY**	**133.03**	**127.00**	**500.00**	**500.00**	**0.00**	**900.00**	**900.00**	**80.00%**
Group 4	**CONTRACTUAL EXPENSE**								
A.1622.0407	AUTOMOTIVE REPAIRS	110.84	46.10	1,200.00	1,200.00	1,893.83	1,200.00	1,200.00	0.00%
A.1622.0408	FUEL, OIL & LUBRICANTS	241.76	346.49	1,000.00	1,000.00	343.13	1,000.00	1,000.00	0.00%
A.1622.0410	SUPPLIES	530.06	733.96	1,300.00	1,300.00	155.72	1,300.00	1,300.00	0.00%
A.1622.0421	CONTRACT SERVICES	2,750.00	11,869.55	20,000.00	20,000.00	270.00	10,000.00	10,000.00	-50.00%
Total Group 4	**CONTRACTUAL EXPENSE**	**3,632.66**	**12,996.10**	**23,500.00**	**23,500.00**	**2,662.68**	**13,500.00**	**13,500.00**	**-42.55%**
Total Dept 1622	**OPERATION OF BUILDINGS**	**33,557.49**	**43,137.60**	**56,500.00**	**56,500.00**	**21,429.32**	**46,900.00**	**46,900.00**	**-16.99%**

Date Prepared: 03/20/2018 02:43 PM
Report Date: 03/20/2018
Account Table: AEXP
Alt. Sort Table:

VILLAGE OF MAMARONECK
Budget Preparation Report

Fiscal Year: 2019 Period From: 1 To: 12

Prepared By: AFUSCO

Account	Description	2016 Actual	2017 Actual	Adopted 2018 Budget	Adjusted 2018 Budget	2018 Actual Per 1-12	2019 REQUESTED Stage	2019 TENTATIVE Stage	Variance To TENTATIVE Stage
Dept 1640	**CENTRAL GARAGE**								
Group 1	**PERSONAL SERVICES**								
A.1640.0110	PERM.REG PERSONNEL	287,955.20	344,028.79	315,911.00	315,911.00	199,389.55	309,909.00	309,909.00	-1.90%
A.1640.0140	OVERTIME	112.01	1,358.64	2,500.00	2,500.00	315.71	1,500.00	1,500.00	-40.00%
Total Group 1	**PERSONAL SERVICES**	**288,067.21**	**345,387.43**	**318,411.00**	**318,411.00**	**199,705.26**	**311,409.00**	**311,409.00**	**-2.20%**
Group 2	**EQUIPMENT & CAPITAL OUTLAY**								
A.1640.0250	CENTRAL GARAGE UNIFORMS	2,144.78	2,275.23	3,000.00	3,000.00	0.00	2,900.00	2,900.00	-3.33%
A.1640.0260	CENTRAL GARAGE MISC. EQUIPMENT	3,616.14	4,297.40	6,000.00	6,000.00	2,922.63	6,000.00	6,000.00	0.00%
Total Group 2	**EQUIPMENT & CAPITAL OUTLAY**	**5,760.92**	**6,572.63**	**9,000.00**	**9,000.00**	**2,922.63**	**8,900.00**	**8,900.00**	**-1.11%**
Group 4	**CONTRACTUAL EXPENSE**								
A.1640.0406	TRAINING&CONFERENCE	1,078.00	0.00	3,000.00	3,000.00	0.00	1,500.00	1,500.00	-50.00%
A.1640.0407	AUTOMOTIVE REPAIRS	2,483.32	2,456.70	3,000.00	3,000.00	3,186.22	3,200.00	3,200.00	6.67%
A.1640.0408	FUEL, OIL & LUBRICANTS	1,075.52	1,976.71	2,400.00	2,400.00	661.99	2,400.00	2,400.00	0.00%
A.1640.0409	BUILDING IMPROV.	2,999.99	1,010.19	1,500.00	4,037.56	2,956.70	3,500.00	3,500.00	133.33%
A.1640.0410	CENTRAL GARAGE SUPPLIES	16,157.59	20,178.22	18,000.00	18,000.00	10,256.74	18,000.00	18,000.00	0.00%
A.1640.0415	UTILITIES - WATER	3,312.89	5,323.87	5,000.00	5,000.00	4,385.58	5,000.00	5,000.00	0.00%
A.1640.0416	UTILITIES-ELECTRIC	38,143.73	35,726.52	52,500.00	52,500.00	27,355.23	42,000.00	42,000.00	-20.00%
A.1640.0420	BUILDING MAINTENANCE	7,030.44	2,950.80	6,000.00	7,919.00	8,798.25	8,500.00	8,500.00	41.67%
A.1640.0421	CONTRACT SERVICES	16,448.46	23,271.67	18,000.00	18,000.00	5,297.80	18,000.00	18,000.00	0.00%
Total Group 4	**CONTRACTUAL EXPENSE**	**88,729.94**	**92,894.68**	**109,400.00**	**113,856.56**	**62,898.51**	**102,100.00**	**102,100.00**	**-6.67%**

VILLAGE OF MAMARONECK

Budget Preparation Report

Fiscal Year: 2019 Period From: 1 To: 12

Account	Description	2016 Actual	2017 Actual	Adopted 2018 Budget	Adjusted 2018 Budget	2018 Actual Per 1-12	2019 REQUESTED Stage	2019 TENTATIVE Stage	Variance To TENTATIVE Stage
Dept 1640	CENTRAL GARAGE								
Group 4	CONTRACTUAL EXPENSE								
Total Dept 1640	CENTRAL GARAGE	382,558.07	444,854.74	436,811.00	441,267.56	265,526.40	422,409.00	422,409.00	-3.30%

Date Prepared: 03/20/2018 02:43 PM
Report Date: 03/20/2018
Account Table: AEXP
Alt. Sort Table:

VILLAGE OF MAMARONECK
Budget Preparation Report

Fiscal Year: 2019 Period From: 1 To: 12

Prepared By: AFUSCO

Account	Description	2016 Actual	2017 Actual	Adopted 2018 Budget	Adjusted 2018 Budget	2018 Actual Per 1-12	2019 REQUESTED Stage	2019 TENTATIVE Stage	Variance To TENTATIVE Stage
Dept 1650	**CENTRAL COMMUNICATION SYS**								
Group 4	**CONTRACTUAL EXPENSE**								
A.1650.0419	UTILITIES - TELEPHONE	20,640.27	187,613.20	63,000.00	63,000.00	82,584.42	90,000.00	90,000.00	42.86%
A.1650.0421	CONTRACT SERVICES	52,957.08	30,449.41	2,000.00	10,128.00	108,336.04	57,000.00	57,000.00	2750.00%
Total Group 4	**CONTRACTUAL EXPENSE**	**73,597.35**	**218,062.61**	**65,000.00**	**73,128.00**	**190,920.46**	**147,000.00**	**147,000.00**	**126.15%**
Total Dept 1650	**CENTRAL COMMUNICATION SYS**	**73,597.35**	**218,062.61**	**65,000.00**	**73,128.00**	**190,920.46**	**147,000.00**	**147,000.00**	**126.15%**

VILLAGE OF MAMARONECK

Budget Preparation Report

Fiscal Year: 2019 Period From: 1 To: 12

Account	Description	2016 Actual	2017 Actual	Adopted 2018 Budget	Adjusted 2018 Budget	2018 Actual Per 1-12	2019 REQUESTED Stage	2019 TENTATIVE Stage	Variance To TENTATIVE Stage
Dept 1670	**CENTRAL PRINT. & MAILING**								
Group 4	**CONTRACTUAL EXPENSE**								
A.1670.0410	SUPPLIES	4,051.58	2,636.03	4,500.00	4,500.00	1,938.84	4,500.00	4,500.00	0.00%
A.1670.0421	CONTRACT SERVICES	33,075.52	32,255.60	34,000.00	34,000.00	22,457.74	34,000.00	34,000.00	0.00%
Total Group 4	**CONTRACTUAL EXPENSE**	**37,127.10**	**34,891.63**	**38,500.00**	**38,500.00**	**24,396.58**	**38,500.00**	**38,500.00**	**0.00%**
Total Dept 1670	**CENTRAL PRINT. & MAILING**	**37,127.10**	**34,891.63**	**38,500.00**	**38,500.00**	**24,396.58**	**38,500.00**	**38,500.00**	**0.00%**

Information Technology

The Information Technology (I.T.) Department provides technical and administrative support for the use of technology in the operation and management of Village services. As of FY 2015/16, the Village has transitioned from exclusively having a Managed Services Provider (MSP) to hiring an internal IT Coordinator of Computer Services.

Since then, a Help Desk solution has been integrated into the Village network where IT related incidents are logged and archived. The intranet Help Desk site allows for statistical reporting enabling the analysis of all IT related incidents. As a result, the Village is now able to engage in a more pro-active approach to IT support rather than a reactive (break/fix) one. As incidents are logged, recurring problems have been identified and overall efficiency has increased. For example, recently the IT department has been transitioning from outdated firewalls that have reached end of life (EOL). A more robust solution is being implemented that enables a more proactive approach towards protecting the IT infrastructure and data integrity from network security breaches as they become more prevalent nowadays. In turn, this approach pro-actively monitors data packets going inbound and outbound and automatically blocks events flagged based on the same rules used by the Department of Defense.

Additionally, the Village of Mamaroneck recently migrated from an in house email solution to the Microsoft Office 365 Government Cloud hosted solution which is also used by the NYS government offices. While this was a big migration project, the Village was able to transition seamlessly to the new email solution with almost no downtime of email services. Since the migration, problems have been eliminated relating to email outages to ISP (internet service provider) related problems as well as hardware problems. Overall the project has been and continues to be a success.

Since transitioning to hiring internal IT staff, the Villages IT related needs have been addressed more efficiently than in the past. Our IT staff actively monitors network infrastructure and is alerted immediately when outages occur. They also monitor software licensing, and warranties. In the FY 2017/18 the IT Department will continue to modernize the Village's information infrastructure, Wi-Fi networks, backup solutions, and software solutions.

VILLAGE OF MAMARONECK

Budget Preparation Report

Fiscal Year: 2019 Period From: 1 To: 12

Account	Description	2016 Actual	2017 Actual	Adopted 2018 Budget	Adjusted 2018 Budget	2018 Actual Per 1-12	2019 REQUESTED Stage	2019 TENTATIVE Stage	Variance To TENTATIVE Stage
Dept 1680	**CENTRAL DATA PROCESSING**								
Group 1	**PERSONAL SERVICES**								
A.1680.0110	PERM.REG PERSONNEL	46,712.54	78,297.96	79,864.00	79,864.00	57,010.35	81,861.00	81,861.00	2.50%
A.1680.0140	OVERTIME	130.49	3,287.51	5,000.00	5,000.00	2,471.58	5,000.00	5,000.00	0.00%
Total Group 1	**PERSONAL SERVICES**	**46,843.03**	**81,585.47**	**84,864.00**	**84,864.00**	**59,481.93**	**86,861.00**	**86,861.00**	**2.35%**
Group 2	**EQUIPMENT & CAPITAL OUTLAY**								
A.1680.0260	MISC. EQUIPMENT	12,519.18	35,657.87	32,000.00	33,765.73	29,409.61	32,000.00	32,000.00	0.00%
Total Group 2	**EQUIPMENT & CAPITAL OUTLAY**	**12,519.18**	**35,657.87**	**32,000.00**	**33,765.73**	**29,409.61**	**32,000.00**	**32,000.00**	**0.00%**
Group 4	**CONTRACTUAL EXPENSE**								
A.1680.0403	PRINTING & STATIONERY	0.00	0.00	50.00	50.00	0.00	50.00	50.00	0.00%
A.1680.0405	MUNI DUES & SUBSCRIP	224.00	0.00	250.00	250.00	95.88	250.00	250.00	0.00%
A.1680.0406	TRAINING&CONFERENCE	299.80	0.00	4,000.00	4,000.00	149.80	4,000.00	4,000.00	0.00%
A.1680.0410	SUPPLIES	820.17	972.83	3,700.00	3,700.00	251.99	3,700.00	3,700.00	0.00%
A.1680.0421	CONTRACT SERVICES	225,229.74	168,237.68	162,925.00	175,155.00	123,548.74	162,925.00	162,925.00	0.00%
Total Group 4	**CONTRACTUAL EXPENSE**	**226,573.71**	**169,210.51**	**170,925.00**	**183,155.00**	**124,046.41**	**170,925.00**	**170,925.00**	**0.00%**
Total Dept 1680	**CENTRAL DATA PROCESSING**	**285,935.92**	**286,453.85**	**287,789.00**	**301,784.73**	**212,937.95**	**289,786.00**	**289,786.00**	**0.69%**

VILLAGE OF MAMARONECK, NEW YORK
GENERAL FUND
ANNUAL BUDGET
FOR FISCAL YEAR ENDING MAY 31, 2019

Non-Departmental

Non-Departmental charges are generally those items which are not appropriately attributed to any particular department and are generally considered applicable to Village-wide operations. Although the number of expenditure items is few, they are significant in cost and include items such as Insurances, Pension Contributions, FICA and other benefits.

VILLAGE OF MAMARONECK

Budget Preparation Report

Fiscal Year: 2019 Period From: 1 To: 12

Account	Description	2016 Actual	2017 Actual	Adopted 2018 Budget	Adjusted 2018 Budget	2018 Actual Per 1-12	2019 REQUESTED Stage	2019 TENTATIVE Stage	Variance To TENTATIVE Stage
Dept 1910	**UNALLOCATED INSURANCE**								
Group 4	**CONTRACTUAL EXPENSE**								
A.1910.0401	UNALLOCATED INSURANCE EXPENSES	817,770.32	817,096.21	938,452.00	938,452.00	1,023,711.60	1,030,284.00	1,030,284.00	9.79%
Total Group 4	**CONTRACTUAL EXPENSE**	**817,770.32**	**817,096.21**	**938,452.00**	**938,452.00**	**1,023,711.60**	**1,030,284.00**	**1,030,284.00**	**9.79%**
Total Dept 1910	**UNALLOCATED INSURANCE**	**817,770.32**	**817,096.21**	**938,452.00**	**938,452.00**	**1,023,711.60**	**1,030,284.00**	**1,030,284.00**	**9.79%**

Date Prepared: 03/20/2018 02:43 PM
Report Date: 03/20/2018
Account Table: AEXP
Alt. Sort Table:

VILLAGE OF MAMARONECK
Budget Preparation Report

Fiscal Year: 2019 Period From: 1 To: 12

Prepared By: AFUSCO

Account	Description	2016 Actual	2017 Actual	Adopted 2018 Budget	Adjusted 2018 Budget	2018 Actual Per 1-12	2019 REQUESTED Stage	2019 TENTATIVE Stage	Variance To TENTATIVE Stage
Dept 1920	**MUNICIPAL ASSOC. DUES**								
Group 4	**CONTRACTUAL EXPENSE**								
A.1920.0405	MUNI DUES & SUBSCRIP	12,472.00	6,666.00	8,500.00	8,500.00	1,395.00	8,500.00	8,500.00	0.00%
Total Group 4	**CONTRACTUAL EXPENSE**	**12,472.00**	**6,666.00**	**8,500.00**	**8,500.00**	**1,395.00**	**8,500.00**	**8,500.00**	**0.00%**
Total Dept 1920	**MUNICIPAL ASSOC. DUES**	**12,472.00**	**6,666.00**	**8,500.00**	**8,500.00**	**1,395.00**	**8,500.00**	**8,500.00**	**0.00%**

VILLAGE OF MAMARONECK

Budget Preparation Report

Fiscal Year: 2019 Period From: 1 To: 12

Account	Description	2016 Actual	2017 Actual	Adopted 2018 Budget	Adjusted 2018 Budget	2018 Actual Per 1-12	2019 REQUESTED Stage	2019 TENTATIVE Stage	Variance To TENTATIVE Stage
Dept 1950	**TAXES VILLAGE PROPERTY**								
Group 4	**CONTRACTUAL EXPENSE**								
A.1950.0449	TAXES & ASSESSMENTS	60,453.52	62,969.66	70,800.00	72,204.00	5,250.14	70,800.00	70,800.00	0.00%
Total Group 4	**CONTRACTUAL EXPENSE**	**60,453.52**	**62,969.66**	**70,800.00**	**72,204.00**	**5,250.14**	**70,800.00**	**70,800.00**	**0.00%**
Total Dept 1950	**TAXES VILLAGE PROPERTY**	**60,453.52**	**62,969.66**	**70,800.00**	**72,204.00**	**5,250.14**	**70,800.00**	**70,800.00**	**0.00%**

Date Prepared: 03/20/2018 02:43 PM
Report Date: 03/20/2018
Account Table: AEXP
Alt. Sort Table:

VILLAGE OF MAMARONECK
Budget Preparation Report

Fiscal Year: 2019 Period From: 1 Tc: 12

Prepared By: AFUSCO

Account	Description	2016 Actual	2017 Actual	Adopted 2018 Budget	Adjusted 2018 Budget	2018 Actual Per 1-12	2019 REQUESTED Stage	2019 TENTATIVE Stage	Variance To TENTATIVE Stage
Dept 1964	**REFUND ON REAL PROP. TAX**								
Group 4	**CONTRACTUAL EXPENSE**								
A.1964.0499	REFUND ON REAL PROP. TAX	279,762.12	324,444.40	300,000.00	300,000.00	570,475.39	325,000.00	325,000.00	8.33%
Total Group 4	**CONTRACTUAL EXPENSE**	**279,762.12**	**324,444.40**	**300,000.00**	**300,000.00**	**570,475.39**	**325,000.00**	**325,000.00**	**8.33%**
Total Dept 1964	**REFUND ON REAL PROP. TAX**	**279,762.12**	**324,444.40**	**300,000.00**	**300,000.00**	**570,475.39**	**325,000.00**	**325,000.00**	**8.33%**

VILLAGE OF MAMARONECK

Budget Preparation Report

Fiscal Year: 2019 Period From: 1 To: 12

Account	Description	2016 Actual	2017 Actual	Adopted 2018 Budget	Adjusted 2018 Budget	2018 Actual Per 1-12	2019 REQUESTED Stage	2019 TENTATIVE Stage	Variance To TENTATIVE Stage
Dept 1990	**CONTINGENT ACCOUNT**								
Group 9	**TRANSFERS**								
A.1990.0999	CONTINGENT ACCOUNT	0.00	0.00	150,000.00	135,000.00	0.00	150,000.00	150,000.00	0.00%
Total Group 9	**TRANSFERS**	**0.00**	**0.00**	**150,000.00**	**135,000.00**	**0.00**	**150,000.00**	**150,000.00**	**0.00%**
Total Dept 1990	**CONTINGENT ACCOUNT**	**0.00**	**0.00**	**150,000.00**	**135,000.00**	**0.00**	**150,000.00**	**150,000.00**	**0.00%**

VILLAGE OF MAMARONECK
POLICE DEPARTMENT
ORGANIZATIONAL CHART

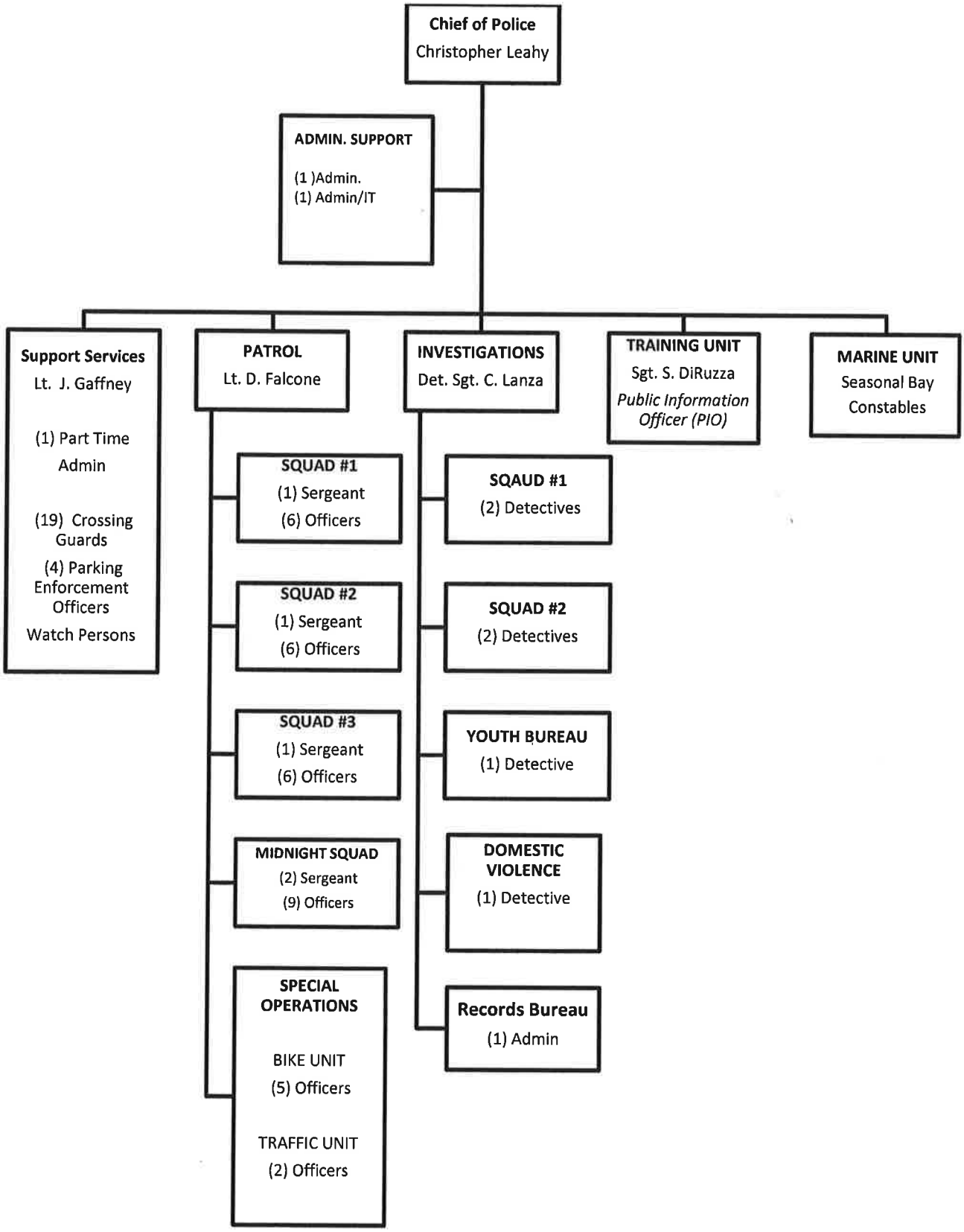

VMPD 03/2017

Police Department

The principal mission of the Village of Mamaroneck Police Department is to serve the community by protecting life and property; by preventing crime; by enforcing local, state and federal laws; and by anticipating and responding to events that threaten public order and the quality of life for all citizens.

The Police Department promotes public safety and provides service utilizing the following units.

Patrol Division:

It is the backbone of the department. It preserves the rights of citizens, maintains peace and good order, addresses quality of life issues, promotes traffic safety, and suppresses crime through education, prevention and enforcement.

Investigations Division:

Investigates crimes and suspicious activity, gathers, secures and presents evidence for the successful prosecution of criminals, works with numerous other investigative agencies on a local, state and federal level in the investigation and prosecution of crime and criminal conduct.

Support Services Division:

It is a limited staffed unit which has administrative responsibilities which include overseeing non-law enforcement personnel, uniforms for the department, various logs, and various grants utilized by the department.

Bicycle Unit:

The Bicycle Unit performs various functions throughout the Village and the Mamaroneck Ave business district, including Community Policing, Operation Safeguard, enforcement of traffic laws, enforcement of quality of life issues and general patrol duties. The Bicycle Unit can concentrate on particular areas of concern, can assist in surveillance, work with crowd control, provide parade or special event coverage, respond to unusual occurrences, and work in many areas not accessible to vehicles.

Traffic Unit:

The Traffic Unit enforces all state and local vehicle and traffic laws. It concentrates enforcement on specific areas including enforcing traffic statutes around schools and school buses, speed zones throughout the village and commercial vehicle safety.

K-9 Unit:

A full time unit comprised of one officer and one canine. The K-9 Unit is used when a dog's greater sense of smell, hearing and sight are needed to successfully conduct building searches, field searches, tracking, narcotics detection and evidence collection. The Unit also participates in special demonstrations for community groups throughout the year.

Marine Unit:

This is a seasonal unit that protects the boating public and the natural environment by enforcing navigation and environmental laws, performs search and rescue emergency operations on the water and assists and works with other marine enforcement entities in promoting safety and security on the Long Island Sound. The Marine unit also patrols Harbor Island Park.

Youth Bureau:

The Youth Bureau educates and counsels young people within the Village, prevents juvenile delinquency and crime among minors by enforcing laws. It investigates all juvenile crime and works closely with Family Court and the District Attorney's Office in dealing with youths that have come into contact with the law or who need special supervision. It also acts as the liaison to our schools.

Domestic Violence Unit:

The Domestic Violence Unit investigates domestic disturbances reported to the Police Department, works closely with the criminal courts, family court, the District Attorney's Office, and all other local, County and State entities that deal with domestic violence. It works with the schools in areas of common concern, assists victims of domestic violence with a net work of entities and facilities that address immediate and long term needs, follows up on orders of protection, identifies dangerous situations and alerts department members and educates and trains police department members in domestic violence legal matters.

Parking Enforcement Unit:

The Parking Enforcement Unit ensures that all local and state parking regulations are enforced. It also augments the safety of pedestrian and automobile traffic at all school crossings.

Watch Persons Unit:

The Watchpersons Unit is a seasonal program that patrols Columbus, Florence, Warren and Stanley Avenue parks during the evening hours from April 1 until December 30.

VILLAGE OF MAMARONECK
Budget Preparation Report

Fiscal Year: 2019 Period From: 1 To: 12

Account	Description	2016 Actual	2017 Actual	Adopted 2018 Budget	Adjusted 2018 Budget	2018 Actual Per 1-12	2019 REQUESTED Stage	2019 TENTATIVE Stage	Variance To TENTATIVE Stage
Dept 3120	**POLICE DEPT**								
Group 1	**PERSONAL SERVICES**								
A.3120.0110	PERM.REG PERSONNEL	5,677,445.52	5,618,602.36	5,753,218.00	5,753,218.00	3,601,226.47	5,951,677.00	5,951,677.00	3.45%
A.3120.0111	PERM - ADMINISTRATIVE	132,761.64	152,738.39	203,715.00	203,715.00	126,093.92	203,715.00	203,715.00	0.00%
A.3120.0112	SICK LEAVE INC. PROG	84,900.00	85,800.00	104,000.00	104,000.00	90,000.00	104,000.00	104,000.00	0.00%
A.3120.0120	PART-TIME CLERICAL	17,048.88	15,844.48	29,877.00	29,877.00	10,673.88	29,270.00	29,270.00	-2.03%
A.3120.0130	SCHOOL CROSS GUARD	197,399.18	196,671.53	246,269.00	246,269.00	118,033.57	221,269.00	221,269.00	-10.15%
A.3120.0131	HARBOR PATROL	82,709.73	77,922.31	107,219.00	107,219.00	73,191.69	97,209.00	97,209.00	-9.34%
A.3120.0132	WATCH PERSONS	21,734.32	19,996.87	28,935.00	28,935.00	17,360.16	28,935.00	28,935.00	0.00%
A.3120.0140	OVERTIME	367,494.25	533,106.48	431,300.00	431,300.00	408,737.17	450,000.00	450,000.00	4.34%
A.3120.0141	HOLIDAY PAY	251,165.28	230,527.16	290,000.00	290,000.00	133,277.03	265,000.00	265,000.00	-8.62%
Total Group 1	**PERSONAL SERVICES**	**6,832,658.80**	**6,931,209.58**	**7,194,533.00**	**7,194,533.00**	**4,578,593.89**	**7,351,075.00**	**7,351,075.00**	**2.18%**
Group 2	**EQUIPMENT & CAPITAL OUTLAY**								
A.3120.0210	OFFICE FURNITURE	580.00	1,321.04	1,500.00	1,500.00	0.00	1,500.00	1,500.00	0.00%
A.3120.0220	POLICE EQUIPMENT	13,476.07	12,902.14	15,150.00	15,196.32	14,382.93	16,150.00	16,150.00	6.60%
A.3120.0221	POLICE BIKES&ACCES.	1,100.50	808.50	3,250.00	3,250.00	697.50	3,250.00	3,250.00	0.00%
A.3120.0222	POLICE PATROL CARS	156,415.40	133,149.96	142,000.00	144,500.00	134,204.32	142,000.00	142,000.00	0.00%
A.3120.0250	UNIFORMS	83,697.11	82,013.11	89,700.00	90,462.50	28,717.51	89,700.00	89,700.00	0.00%
A.3120.0252	UNIFORMS - SCHOOL GUARDS	1,095.81	1,226.24	1,900.00	1,900.00	1,545.63	1,900.00	1,900.00	0.00%
A.3120.0256	RADIO EQUIPMENT	944.96	7,153.79	6,875.00	6,875.00	5,942.13	6,875.00	6,875.00	0.00%
A.3120.0260	UNIFORM ACCESSORIES	1,690.95	1,948.57	2,900.00	2,900.00	1,223.98	2,900.00	2,900.00	0.00%
Total Group 2	**EQUIPMENT & CAPITAL OUTLAY**	**259,000.80**	**240,523.35**	**263,275.00**	**266,583.82**	**186,714.00**	**264,275.00**	**264,275.00**	**0.38%**

VILLAGE OF MAMARONECK

Budget Preparation Report

Fiscal Year: 2019 Period From: 1 To: 12

Account	Description	2016 Actual	2017 Actual	Adopted 2018 Budget	Adjusted 2018 Budget	2018 Actual Per 1-12	2019 REQUESTED Stage	2019 TENTATIVE Stage	Variance To TENTATIVE Stage
Dept 3120	**POLICE DEPT**								
Group 2	**EQUIPMENT & CAPITAL OUTLAY**								
Group 4	**CONTRACTUAL EXPENSE**								
A.3120.0403	PRINTING & STATIONERY	2,248.03	1,268.70	2,500.00	2,500.00	1,204.90	2,500.00	2,500.00	0.00%
A.3120.0404	POSTAGE	1,046.00	520.23	2,000.00	2,000.00	684.65	2,000.00	2,000.00	0.00%
A.3120.0405	MUNI DUES & SUBSCRIP	1,807.80	1,924.65	4,150.00	4,150.00	1,158.85	3,150.00	3,150.00	-24.10%
A.3120.0406	TRAINING&CONFERENCE	2,884.27	819.83	4,000.00	4,650.00	660.22	4,000.00	4,000.00	0.00%
A.3120.0407	AUTOMOTIVE REPAIRS	17,762.66	27,690.54	25,000.00	25,129.37	19,357.05	25,000.00	25,000.00	0.00%
A.3120.0408	FUEL, OIL & LUBRICANTS	32,090.62	39,992.60	60,000.00	98,574.00	66,730.83	77,500.00	77,500.00	29.17%
A.3120.0410	SUPPLIES	26,401.40	25,798.98	36,500.00	55,060.00	31,988.16	36,500.00	36,500.00	0.00%
A.3120.0419	UTILITIES - TELEPHONE	66,998.30	4,374.22	0.00	0.00	0.00	0.00	0.00	0.00%
A.3120.0421	CONTRACT SERVICES	158,202.95	112,532.26	106,832.00	164,069.10	54,930.48	110,171.00	110,171.00	3.13%
A.3120.0422	FEES	774.00	541.25	5,000.00	5,000.00	266.01	13,000.00	13,000.00	160.00%
A.3120.0432	AMMUNITION & FIREARMS	18,460.45	14,927.87	14,740.00	14,740.00	30,762.94	16,240.00	16,240.00	10.18%
A.3120.0443	TRAINING PROGRAM	4,526.34	13,557.46	11,950.00	12,600.00	3,622.00	13,950.00	13,950.00	16.74%
A.3120.0444	NAVIGATION LAW ENFORCE	14,952.75	22,751.45	25,400.00	27,442.92	12,010.63	27,700.00	27,700.00	9.06%
A.3120.0450	CRIME INTERVENTION	50.00	223.00	2,000.00	2,000.00	0.00	2,000.00	2,000.00	0.00%
Total Group 4	**CONTRACTUAL EXPENSE**	**348,205.57**	**266,923.04**	**300,072.00**	**417,915.39**	**223,376.72**	**333,711.00**	**333,711.00**	**11.21%**
Total Dept 3120	**POLICE DEPT**	**7,439,865.17**	**7,438,655.97**	**7,757,880.00**	**7,879,032.21**	**4,988,684.61**	**7,949,061.00**	**7,949,061.00**	**2.46%**

Date Prepared: 03/20/2018 02:43 PM
Report Date: 03/20/2018
Account Table: AEXP
Alt. Sort Table:

VILLAGE OF MAMARONECK
Budget Preparation Report

Fiscal Year: 2019 Period From: 1 To: 12

Prepared By: AFUSCO

Account	Description	2016 Actual	2017 Actual	Adopted 2018 Budget	Adjusted 2018 Budget	2018 Actual Per 1-12	2019 REQUESTED Stage	2019 TENTATIVE Stage	Variance To TENTATIVE Stage
Dept 3310	**TRAFFIC CONTROL**								
Group 1	**PERSONAL SERVICES**								
A.3310.0110	PERM.REG PERSONNEL	69,490.32	70,807.86	72,526.00	72,526.00	48,147.56	72,526.00	72,526.00	0.00%
A.3310.0140	OVERTIME	1,862.12	957.95	2,000.00	2,000.00	990.38	1,500.00	1,500.00	-25.00%
Total Group 1	**PERSONAL SERVICES**	**71,352.44**	**71,765.81**	**74,526.00**	**74,526.00**	**49,137.94**	**74,026.00**	**74,026.00**	**-0.67%**
Group 2	**EQUIPMENT & CAPITAL OUTLAY**								
A.3310.0250	UNIFORMS	720.97	725.00	725.00	725.00	0.00	725.00	725.00	0.00%
A.3310.0253	TRAFFIC CONTROL	0.00	0.00	4,230.00	4,230.00	0.00	2,250.00	2,250.00	-46.81%
A.3310.0260	MISC. EQUIPMENT	129.95	413.28	4,000.00	4,000.00	0.00	2,500.00	2,500.00	-37.50%
Total Group 2	**EQUIPMENT & CAPITAL OUTLAY**	**850.92**	**1,138.28**	**8,955.00**	**8,955.00**	**0.00**	**5,475.00**	**5,475.00**	**-38.86%**
Group 4	**CONTRACTUAL EXPENSE**								
A.3310.0407	AUTOMOTIVE REPAIRS	709.31	793.54	1,500.00	1,500.00	1,261.73	1,500.00	1,500.00	0.00%
A.3310.0408	FUEL, OIL & LUBRICANTS	1,461.23	1,270.17	3,000.00	3,000.00	1,084.15	3,000.00	3,000.00	0.00%
A.3310.0410	SUPPLIES	2,432.83	20,766.62	10,000.00	10,000.00	3,016.45	10,000.00	10,000.00	0.00%
A.3310.0411	MATERIALS	8,374.00	375.00	10,000.00	10,000.00	4,327.32	8,000.00	8,000.00	-20.00%
A.3310.0418	TRAFFIC LIGHTING	9,663.47	9,756.57	12,000.00	12,000.00	32,900.86	10,000.00	10,000.00	-16.67%
A.3310.0421	CONTRACT SERVICES	15,549.80	34,272.99	18,000.00	22,385.00	4,888.25	18,000.00	18,000.00	0.00%
A.3310.0433	TRAFFIC CONTROL.PAINT	4,532.00	2,074.00	3,000.00	3,000.00	183.89	3,000.00	3,000.00	0.00%
Total Group 4	**CONTRACTUAL EXPENSE**	**42,722.64**	**69,308.89**	**57,500.00**	**61,885.00**	**47,662.65**	**53,500.00**	**53,500.00**	**-6.96%**
Total Dept 3310	**TRAFFIC CONTROL**	**114,926.00**	**142,212.98**	**140,981.00**	**145,366.00**	**96,800.59**	**133,001.00**	**133,001.00**	**-5.66%**

VILLAGE OF MAMARONECK

Budget Preparation Report

Fiscal Year: 2019 Period From: 1 To: 12

Account	Description	2016 Actual	2017 Actual	Adopted 2018 Budget	Adjusted 2018 Budget	2018 Actual Per 1-12	2019 REQUESTED Stage	2019 TENTATIVE Stage	Variance To TENTATIVE Stage
Dept 3150	**JAIL**								
Group 1	**PERSONAL SERVICES**								
A.3150.0120	PART - TIME MATRON	776.37	733.82	4,464.00	4,464.00	841.68	2,000.00	2,000.00	-55.20%
Total Group 1	**PERSONAL SERVICES**	**776.37**	**733.82**	**4,464.00**	**4,464.00**	**841.68**	**2,000.00**	**2,000.00**	**-55.20%**
Group 4	**CONTRACTUAL EXPENSE**								
A.3150.0431	MEALS - PRISONERS	2,083.15	2,049.34	3,000.00	3,000.00	1,815.97	2,500.00	2,500.00	-16.67%
Total Group 4	**CONTRACTUAL EXPENSE**	**2,083.15**	**2,049.34**	**3,000.00**	**3,000.00**	**1,815.97**	**2,500.00**	**2,500.00**	**-16.67%**
Total Dept 3150	**JAIL**	**2,859.52**	**2,783.16**	**7,464.00**	**7,464.00**	**2,657.65**	**4,500.00**	**4,500.00**	**-39.71%**

VILLAGE OF MAMARONECK

Budget Preparation Report

Fiscal Year: 2019 Period From: 1 To: 12

Account	Description	2016 Actual	2017 Actual	Adopted 2018 Budget	Adjusted 2018 Budget	2018 Actual Per 1-12	2019 REQUESTED Stage	2019 TENTATIVE Stage	Variance To TENTATIVE Stage
Dept 3320	**ON STREET PARKING**								
Group 1	**PERSONAL SERVICES**								
A.3320.0110	PERM.REG PERSONNEL	262,767.30	300,692.06	269,648.00	269,648.00	179,261.64	269,648.00	269,648.00	0.00%
A.3320.0120	PART-TIME SALARIES	480.00	0.00	0.00	0.00	0.00	0.00	0.00	0.00%
A.3320.0140	OVERTIME	305.62	20,585.47	22,000.00	22,000.00	18,149.24	22,000.00	22,000.00	0.00%
Total Group 1	**PERSONAL SERVICES**	**263,552.92**	**321,277.53**	**291,648.00**	**291,648.00**	**197,410.88**	**291,648.00**	**291,648.00**	**0.00%**
Group 2	**EQUIPMENT & CAPITAL OUTLAY**								
A.3320.0250	UNIFORMS	0.00	4,746.95	2,900.00	2,900.00	0.00	2,900.00	2,900.00	0.00%
A.3320.0260	PARKING METERS	299.52	0.00	0.00	0.00	0.00	0.00	0.00	0.00%
Total Group 2	**EQUIPMENT & CAPITAL OUTLAY**	**299.52**	**4,746.95**	**2,900.00**	**2,900.00**	**0.00**	**2,900.00**	**2,900.00**	**0.00%**
Group 4	**CONTRACTUAL EXPENSE**								
A.3320.0407	AUTOMOTIVE REPAIRS	651.30	486.06	1,000.00	1,000.00	987.97	1,000.00	1,000.00	0.00%
A.3320.0408	FUEL, OIL & LUBRICANTS	1,507.08	1,671.31	3,000.00	3,000.00	1,152.74	2,000.00	2,000.00	-33.33%
A.3320.0410	SUPPLIES	2,216.46	1,999.89	500.00	500.00	0.00	500.00	500.00	0.00%
A.3320.0421	CONTRACT SERVICES	300.00	0.00	0.00	0.00	0.00	0.00	0.00	0.00%
Total Group 4	**CONTRACTUAL EXPENSE**	**4,674.84**	**4,157.26**	**4,500.00**	**4,500.00**	**2,140.71**	**3,500.00**	**3,500.00**	**-22.22%**
Total Dept 3320	**ON STREET PARKING**	**268,527.28**	**330,181.74**	**299,048.00**	**299,048.00**	**199,551.59**	**298,048.00**	**298,048.00**	**-0.33%**

VILLAGE OF MAMARONECK

Budget Preparation Report

Fiscal Year: 2019 Period From: 1 To: 12

Account	Description	2016 Actual	2017 Actual	Adopted 2018 Budget	Adjusted 2018 Budget	2018 Actual Per 1-12	2019 REQUESTED Stage	2019 TENTATIVE Stage	Variance To TENTATIVE Stage
Dept 3321	**ON STREET METER REPAIR**								
Group 1	**PERSONAL SERVICES**								
A.3321.0110	ON STREET METER REPAIR.PERM. REGULAR PERSONNEL	0.00	14,544.00	83,572.00	83,572.00	54,705.10	90,536.00	90,536.00	8.33%
A.3321.0120	ON STREET METER REPAIR.PART-TIME SALARIES	18,548.40	4,971.75	0.00	0.00	0.00	0.00	0.00	0.00%
Total Group 1	**PERSONAL SERVICES**	**18,548.40**	**19,515.75**	**83,572.00**	**83,572.00**	**54,705.10**	**90,536.00**	**90,536.00**	**8.33%**
Group 2	**EQUIPMENT & CAPITAL OUTLAY**								
A.3321.0250	UNIFORMS	341.96	821.48	300.00	300.00	33.98	0.00	0.00	-100.00%
A.3321.0260	MISC. EQUIPMENT	8,130.19	1,917.90	4,000.00	4,000.00	2,076.46	4,000.00	4,000.00	0.00%
Total Group 2	**EQUIPMENT & CAPITAL OUTLAY**	**8,472.15**	**2,739.38**	**4,300.00**	**4,300.00**	**2,110.44**	**4,000.00**	**4,000.00**	**-6.98%**
Group 4	**CONTRACTUAL EXPENSE**								
A.3321.0408	ON STREET METER REPAIR.FUEL, OIL & LUBRICANTS	200.00	540.34	0.00	0.00	0.00	0.00	0.00	0.00%
A.3321.0410	ON STREET METER REPAIR.SUPPLIES	2,743.88	3,153.56	1,500.00	1,500.00	28.74	1,500.00	1,500.00	0.00%
A.3321.0421.0001	CALLE MULTIPACE METERS MONTHLY FEE	6,963.54	9,889.79	70,000.00	70,000.00	8,846.23	20,000.00	20,000.00	-71.43%
Total Group 4	**CONTRACTUAL EXPENSE**	**9,907.42**	**13,583.69**	**71,500.00**	**71,500.00**	**8,874.97**	**21,500.00**	**21,500.00**	**-69.93%**
Total Dept 3321	**ON STREET METER REPAIR**	**36,927.97**	**35,838.82**	**159,372.00**	**159,372.00**	**65,690.51**	**116,036.00**	**116,036.00**	**-27.19%**

Village of Mamaroneck

Fire Department (Volunteer) Organizational Chart

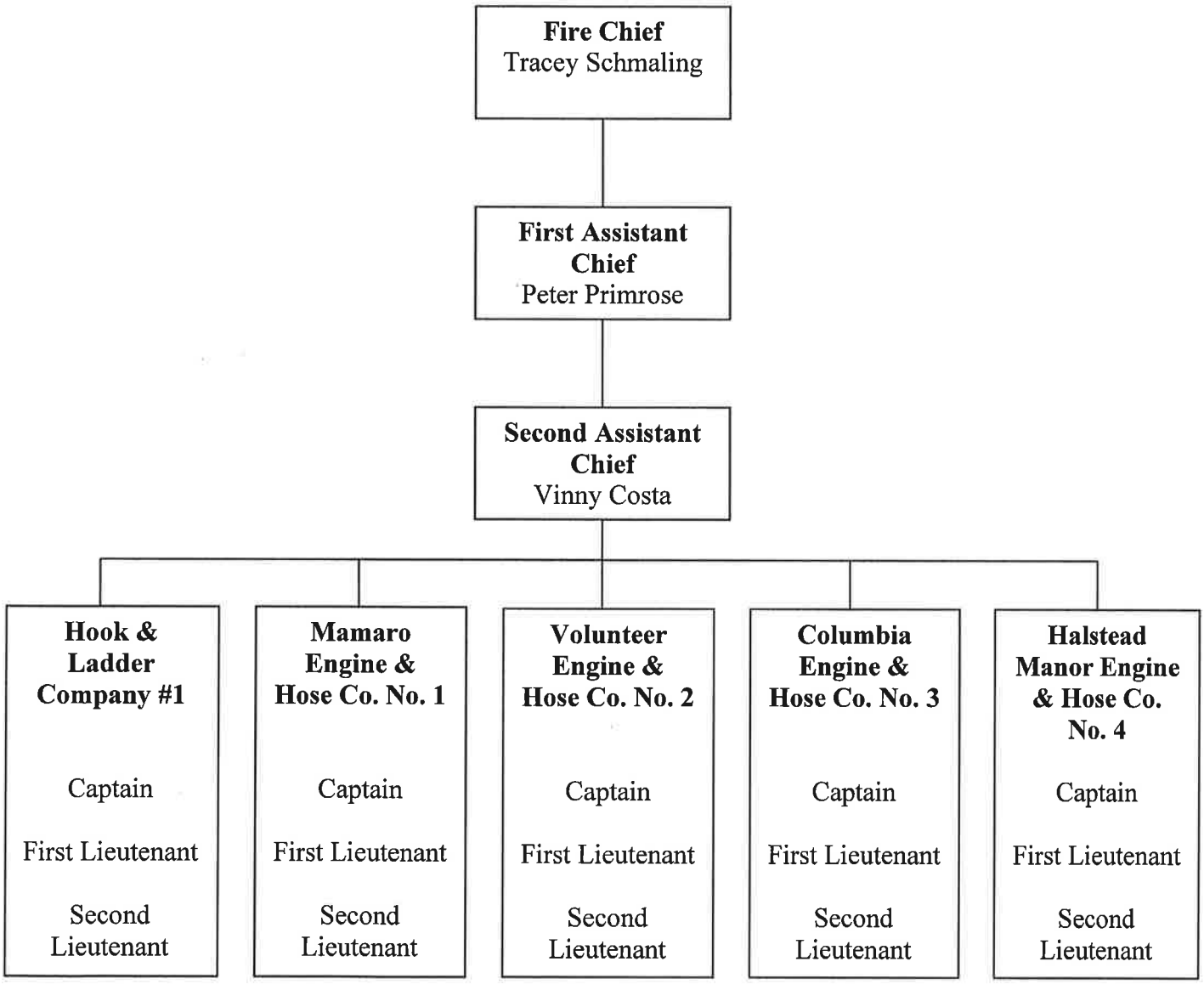

Fire Department

For 125 years the all-volunteer Mamaroneck Fire Department has provided residents of the Village of Mamaroneck with fire protection. The Fire Department responds to the community's needs by providing professional services that are crucial to the safety, health and welfare of the community. This is accomplished through fire suppression, fire prevention, public education, and other activities. Investigations in causes of fires are performed by the Westchester County Department of Emergency Services, Cause and Origination team, which works in conjunction with the Village Fire Department.

There are five (5) volunteer fire companies: Hook & Ladder Co., No.1, Mamaro Engine & Hose Co. No.1, Columbia Engine & Hose Co. No.2, Volunteers Engine & Hose Co. No.3, and Halstead Manor Engine & Hose Co. No.4. The companies operate out of four (4) fire stations with over 200 volunteers.

The Mamaroneck Fire Department operates five Engines, two Aerial Trucks, two Utility Trucks, three Chief's Vehicles, and one Fire Boat. The department responds to approximately 800 fire emergencies a year.

Major thrusts of the Fire Department are the fire education/prevention effort, which involves numerous visits to classrooms, fire prevention fairs and publications and training to ensure that volunteer firefighters are cognizant of current New York State and national standards of performance and maintain the necessary skills to meet those criteria. In total, the Department's volunteer staff of over 200 members devoted over 8,000 hours to training in calendar year 2014, including many critical and specialized subjects, such as hazardous material mitigation, weapons of mass destruction, federally-mandated incident management training, safe driving tactics for emergency vehicles, certified first responder, vehicle extractions, water rescue operations for both Mamaroneck Harbor and Long Island sound, physical conditioning and strength training, CPR and other firefighting tactics and strategies. In FY 2015/16 the new truck for Volunteers Engine & Hose Co. No. 3 (Engine 42) was delivered. In keeping with the fleet replacement schedule, the next apparatus to be replaced is Engine 41 in FY 2020/21.

VILLAGE OF MAMARONECK
Budget Preparation Report

Fiscal Year: 2019 Period From: 1 To: 12

Account	Description	2016 Actual	2017 Actual	Adopted 2018 Budget	Adjusted 2018 Budget	2018 Actual Per 1-12	2019 REQUESTED Stage	2019 TENTATIVE Stage	Variance To TENTATIVE Stage
Dept 3410	**FIRE DEPARTMENT**								
Group 1	**PERSONAL SERVICES**								
A.3410.0120	PART-TIME CLEANERS	41,499.64	47,360.75	55,500.00	55,500.00	35,503.15	55,500.00	55,500.00	0.00%
Total Group 1	**PERSONAL SERVICES**	**41,499.64**	**47,360.75**	**55,500.00**	**55,500.00**	**35,503.15**	**55,500.00**	**55,500.00**	**0.00%**
Group 2	**EQUIPMENT & CAPITAL OUTLAY**								
A.3410.0220	OFFICE EQUIPMENT	15.99	11,873.28	750.00	750.00	5,747.07	3,000.00	3,000.00	300.00%
A.3410.0250	UNIFORMS	41,296.90	83,525.43	78,000.00	83,136.27	29,547.26	78,000.00	78,000.00	0.00%
A.3410.0256	RADIO EQUIPMENT	63,676.07	34,531.36	20,000.00	26,411.35	20,508.75	21,000.00	21,000.00	5.00%
A.3410.0257	FIRE HOSE	1,660.00	8,811.47	10,000.00	10,000.00	8,668.20	10,000.00	10,000.00	0.00%
A.3410.0258	SCOTT PAKS	13,972.04	43,886.53	30,430.00	30,430.00	5,233.87	30,430.00	30,430.00	0.00%
A.3410.0260	MISC. EQUIPMENT	68,178.45	68,788.17	41,682.00	53,225.17	53,307.34	55,000.00	55,000.00	31.95%
Total Group 2	**EQUIPMENT & CAPITAL OUTLAY**	**188,799.45**	**251,416.24**	**180,862.00**	**203,952.79**	**123,012.49**	**197,430.00**	**197,430.00**	**9.16%**
Group 4	**CONTRACTUAL EXPENSE**								
A.3410.0404	POSTAGE	165.26	353.45	600.00	600.00	250.14	600.00	600.00	0.00%
A.3410.0405	MUNI DUES & SUBSCRIP	610.00	1,230.00	600.00	600.00	2,495.10	2,500.00	2,500.00	316.67%
A.3410.0406	TRAINING&CONFERENCE	3,665.79	7,885.00	10,000.00	10,000.00	2,774.11	15,000.00	15,000.00	50.00%
A.3410.0407	AUTOMOBILE REPAIRS	101,762.58	104,405.41	110,000.00	110,000.00	105,109.02	110,000.00	110,000.00	0.00%
A.3410.0408	FUEL, OIL & LUBRICANTS	21,710.82	17,357.84	28,000.00	28,000.00	11,356.20	28,000.00	28,000.00	0.00%
A.3410.0409	BUILDING IMPROV.	19,481.63	115,705.01	30,000.00	59,755.00	69,620.14	60,000.00	60,000.00	100.00%
A.3410.0410	SUPPLIES	26,219.93	26,990.68	22,000.00	22,000.00	15,208.53	25,000.00	25,000.00	13.64%
A.3410.0414	UTILITIES - HEATING	22,345.18	26,170.79	30,000.00	30,000.00	1,180.34	30,000.00	30,000.00	0.00%
A.3410.0415	UTILITIES - WATER	2,833.21	3,827.67	4,000.00	4,000.00	8,862.54	6,000.00	6,000.00	50.00%

Date Prepared: 03/20/2018 02:43 PM
Report Date: 03/20/2018
Account Table: AEXP
Alt. Sort Table:

VILLAGE OF MAMARONECK
Budget Preparation Report

Fiscal Year: 2019 Period From: 1 To: 12

Prepared By: AFUSCO

Account	Description	2016 Actual	2017 Actual	Adopted 2018 Budget	Adjusted 2018 Budget	2018 Actual Per 1-12	2019 REQUESTED Stage	2019 TENTATIVE Stage	Variance To TENTATIVE Stage
Dept 3410	**FIRE DEPARTMENT**								
Group 4	**CONTRACTUAL EXPENSE**								
A.3410.0416	UTILITIES-ELECTRIC	54,068.82	47,049.05	60,000.00	60,000.00	60,161.25	64,000.00	64,000.00	6.67%
A.3410.0419	UTILITIES - TELEPHONE	25,103.73	4,436.11	20,000.00	20,000.00	21,764.57	20,000.00	20,000.00	0.00%
A.3410.0420	BUILDING MAINTENANCE	20,999.25	24,633.32	21,150.00	53,460.60	57,457.83	28,850.00	28,850.00	36.41%
A.3410.0421	CONTRACT SERVICES	71,817.01	81,497.34	69,290.00	90,389.60	78,462.84	79,290.00	79,290.00	14.43%
A.3410.0422	FEES/PHYSICALS	18,630.00	17,415.00	23,000.00	23,000.00	15,795.00	23,000.00	23,000.00	0.00%
A.3410.0426	FIRE COUNCIL EXPENSES	0.00	0.00	500.00	500.00	302.36	500.00	500.00	0.00%
A.3410.0429	FIRE ALARM SYSTEM	5,586.36	2,836.50	6,000.00	6,000.00	0.00	6,000.00	6,000.00	0.00%
A.3410.0430	FIRE CHIEF'S EMERG PLAN	0.00	0.00	2,500.00	2,500.00	0.00	2,500.00	2,500.00	0.00%
A.3410.0435	MARINE REPAIR & STORAGE	2,740.18	854.69	10,000.00	10,000.00	1,612.04	5,000.00	5,000.00	-50.00%
A.3410.0444	EXPLORER POST 444 EXP.	690.00	378.00	2,000.00	2,000.00	0.00	2,000.00	2,000.00	0.00%
A.3410.0445	TRAINING	395.00	6,045.00	0.00	0.00	0.00	0.00	0.00	0.00%
A.3410.0447	TRAINING - PHOTOGRAPHY	0.00	370.00	500.00	500.00	0.00	500.00	500.00	0.00%
A.3410.0448	TRAINING EDUCATION AIDS	708.50	522.93	2,000.00	2,000.00	0.00	2,000.00	2,000.00	0.00%
A.3410.0450	CHIEF OPERATING EXP	20,177.69	41,719.13	21,000.00	21,000.00	10,450.30	25,000.00	25,000.00	19.05%
Total Group 4	**CONTRACTUAL EXPENSE**	**419,710.94**	**531,682.92**	**473,140.00**	**556,305.20**	**462,862.31**	**535,740.00**	**535,740.00**	**13.23%**
Total Dept 3410	**FIRE DEPARTMENT**	**650,010.03**	**830,459.91**	**709,502.00**	**815,757.99**	**621,377.95**	**788,670.00**	**788,670.00**	**11.16%**

VILLAGE OF MAMARONECK

Budget Preparation Report

Fiscal Year: 2019 Period From: 1 To: 12

Account	Description	2016 Actual	2017 Actual	Adopted 2018 Budget	Adjusted 2018 Budget	2018 Actual Per 1-12	2019 REQUESTED Stage	2019 TENTATIVE Stage	Variance To TENTATIVE Stage
Dept 3510	**CONTROL OF ANIMALS**								
Group 4	**CONTRACTUAL EXPENSE**								
A.3510.0421	CONTRACT SERVICES	26,811.60	27,044.00	29,500.00	29,500.00	22,505.00	29,500.00	29,500.00	0.00%
Total Group 4	**CONTRACTUAL EXPENSE**	**26,811.60**	**27,044.00**	**29,500.00**	**29,500.00**	**22,505.00**	**29,500.00**	**29,500.00**	**0.00%**
Total Dept 3510	**CONTROL OF ANIMALS**	**26,811.60**	**27,044.00**	**29,500.00**	**29,500.00**	**22,505.00**	**29,500.00**	**29,500.00**	**0.00%**

Date Prepared: 03/20/2018 02:43 PM
Report Date: 03/20/2018
Account Table: AEXP
Alt. Sort Table:

VILLAGE OF MAMARONECK
Budget Preparation Report

Fiscal Year: 2019 Period From: 1 To: 12

Prepared By: AFUSCO

Account	Description	2016 Actual	2017 Actual	Adopted 2018 Budget	Adjusted 2018 Budget	2018 Actual Per 1-12	2019 REQUESTED Stage	2019 TENTATIVE Stage	Variance To TENTATIVE Stage
Dept 3620	**SAFETY INSP.-BLDG.**								
Group 1	**PERSONAL SERVICES**								
A.3620.0110	PERM.REG PERSONNEL	604,011.39	703,230.67	834,327.00	834,327.00	523,397.02	897,173.00	897,173.00	7.53%
A.3620.0120	PART-TIME SALARIES	2,530.00	0.00	0.00	0.00	0.00	0.00	0.00	0.00%
A.3620.0140	OVERTIME	37,877.86	29,489.35	20,000.00	20,000.00	24,311.52	30,000.00	30,000.00	50.00%
Total Group 1	**PERSONAL SERVICES**	**644,419.25**	**732,720.02**	**854,327.00**	**854,327.00**	**547,708.54**	**927,173.00**	**927,173.00**	**8.53%**
Group 2	**EQUIPMENT & CAPITAL OUTLAY**								
A.3620.0210	OFFICE FURNITURE	0.00	0.00	1,500.00	1,500.00	179.99	1,500.00	1,500.00	0.00%
A.3620.0220	OFFICE EQUIPMENT	2,167.18	850.32	1,000.00	1,000.00	1,951.37	2,000.00	2,000.00	100.00%
A.3620.0250	UNIFORMS	779.93	493.44	1,200.00	1,200.00	568.91	1,500.00	1,500.00	25.00%
Total Group 2	**EQUIPMENT & CAPITAL OUTLAY**	**2,947.11**	**1,343.76**	**3,700.00**	**3,700.00**	**2,700.27**	**5,000.00**	**5,000.00**	**35.14%**
Group 4	**CONTRACTUAL EXPENSE**								
A.3620.0403	PRINTING & STATIONERY	927.68	1,783.61	1,500.00	1,500.00	606.72	1,500.00	1,500.00	0.00%
A.3620.0404	POSTAGE	1,351.50	1,216.14	1,800.00	1,800.00	894.17	1,800.00	1,800.00	0.00%
A.3620.0405	MUNI DUES & SUBSCRIP	3,620.00	2,250.00	4,000.00	4,000.00	4,188.23	4,500.00	4,500.00	12.50%
A.3620.0406	TRAINING&CONFERENCE	3,637.40	2,314.00	4,000.00	4,000.00	1,738.18	4,000.00	4,000.00	0.00%
A.3620.0407	AUTOMOTIVE REPAIRS	1,019.80	1,229.69	1,000.00	1,000.00	1,125.93	1,200.00	1,200.00	20.00%
A.3620.0408	FUEL, OIL & LUBRICANTS	1,525.35	1,869.58	2,000.00	2,000.00	852.32	2,000.00	2,000.00	0.00%
A.3620.0410	SUPPLIES	6,546.31	2,769.73	5,000.00	5,000.00	1,988.72	5,000.00	5,000.00	0.00%
A.3620.0421	CONTRACT SERVICES	20,167.84	23,434.67	24,000.00	24,000.00	22,065.92	29,200.00	29,200.00	21.67%
Total Group 4	**CONTRACTUAL EXPENSE**	**38,795.88**	**36,867.42**	**43,300.00**	**43,300.00**	**33,460.19**	**49,200.00**	**49,200.00**	**13.63%**
Total Dept 3620	**SAFETY INSP.-BLDG.**	**686,162.24**	**770,931.20**	**901,327.00**	**901,327.00**	**583,869.00**	**981,373.00**	**981,373.00**	**8.88%**

VILLAGE OF MAMARONECK

Budget Preparation Report

Fiscal Year: 2019 Period From: 1 To: 12

Account	Description	2016 Actual	2017 Actual	Adopted 2018 Budget	Adjusted 2018 Budget	2018 Actual Per 1-12	2019 REQUESTED Stage	2019 TENTATIVE Stage	Variance To TENTATIVE Stage
Dept 3620	**SAFETY INSP.-BLDG.**								

Date Prepared: 03/20/2018 02:43 PM
Report Date: 03/20/2018
Account Table: AEXP
Alt. Sort Table:

VILLAGE OF MAMARONECK
Budget Preparation Report

Fiscal Year: 2019 Period From: 1 To: 12

Prepared By: AFUSCO

Account	Description	2016 Actual	2017 Actual	Adopted 2018 Budget	Adjusted 2018 Budget	2018 Actual Per 1-12	2019 REQUESTED Stage	2019 TENTATIVE Stage	Variance To TENTATIVE Stage
Dept 3621	**ELECTRICAL DEPARTMENT**								
Group 1	**PERSONAL SERVICES**								
A.3621.0110	PERM.REG PERSONNEL	81,784.18	84,266.81	85,373.00	85,373.00	56,547.77	85,373.00	85,373.00	0.00%
Total Group 1	**PERSONAL SERVICES**	**81,784.18**	**84,266.81**	**85,373.00**	**85,373.00**	**56,547.77**	**85,373.00**	**85,373.00**	**0.00%**
Group 2	**EQUIPMENT & CAPITAL OUTLAY**								
A.3621.0250	UNIFORMS	724.99	849.98	725.00	725.00	0.00	725.00	725.00	0.00%
A.3621.0260	MISC. EQUIPMENT	2,382.86	154.10	850.00	850.00	229.92	850.00	850.00	0.00%
Total Group 2	**EQUIPMENT & CAPITAL OUTLAY**	**3,107.85**	**1,004.08**	**1,575.00**	**1,575.00**	**229.92**	**1,575.00**	**1,575.00**	**0.00%**
Group 4	**CONTRACTUAL EXPENSE**								
A.3621.0407	AUTOMOTIVE REPAIRS	1,597.58	1,830.89	2,500.00	2,500.00	668.54	2,500.00	2,500.00	0.00%
A.3621.0408	FUEL, OIL & LUBRICANTS	1,216.00	1,925.66	3,000.00	3,000.00	1,535.72	3,000.00	3,000.00	0.00%
A.3621.0410	SUPPLIES	1,181.14	1,187.87	1,000.00	1,000.00	601.75	1,000.00	1,000.00	0.00%
A.3621.0414	UTILITIES - HEATING	1,298.00	1,357.86	2,100.00	2,100.00	1,077.34	2,100.00	2,100.00	0.00%
A.3621.0416	UTILITIES- ELECTRIC	1,268.25	1,068.82	1,800.00	1,800.00	944.88	1,800.00	1,800.00	0.00%
A.3621.0420	BUILDING MAINTENANCE	152.49	49.17	0.00	0.00	0.00	0.00	0.00	0.00%
Total Group 4	**CONTRACTUAL EXPENSE**	**6,713.46**	**7,420.27**	**10,400.00**	**10,400.00**	**4,828.23**	**10,400.00**	**10,400.00**	**0.00%**
Total Dept 3621	**ELECTRICAL DEPARTMENT**	**91,605.49**	**92,691.16**	**97,348.00**	**97,348.00**	**61,605.92**	**97,348.00**	**97,348.00**	**0.00%**

VILLAGE OF MAMARONECK

Budget Preparation Report

Fiscal Year: 2019 Period From: 1 To: 12

Account	Description	2016 Actual	2017 Actual	Adopted 2018 Budget	Adjusted 2018 Budget	2018 Actual Per 1-12	2019 REQUESTED Stage	2019 TENTATIVE Stage	Variance To TENTATIVE Stage
Dept 3630	**SAFETY COMMITTEE**								
Group 2	**EQUIPMENT & CAPITAL OUTLAY**								
A.3630.0251	SAFETY SUPPLIES & EQUIP.	0.00	0.00	500.00	500.00	0.00	500.00	500.00	0.00%
Total Group 2	**EQUIPMENT & CAPITAL OUTLAY**	**0.00**	**0.00**	**500.00**	**500.00**	**0.00**	**500.00**	**500.00**	**0.00%**
Group 4	**CONTRACTUAL EXPENSE**								
A.3630.0410	SUPPLIES	0.00	0.00	500.00	500.00	0.00	500.00	500.00	0.00%
A.3630.0422	MEDICAL & OTHER SAFETY FEES	0.00	1,358.00	2,500.00	2,500.00	0.00	2,500.00	2,500.00	0.00%
A.3630.0443	SAFETY AIDS	1,849.24	0.00	2,000.00	2,000.00	0.00	2,000.00	2,000.00	0.00%
Total Group 4	**CONTRACTUAL EXPENSE**	**1,849.24**	**1,358.00**	**5,000.00**	**5,000.00**	**0.00**	**5,000.00**	**5,000.00**	**0.00%**
Total Dept 3630	**SAFETY COMMITTEE**	**1,849.24**	**1,358.00**	**5,500.00**	**5,500.00**	**0.00**	**5,500.00**	**5,500.00**	**0.00%**

Date Prepared: 03/20/2018 02:43 PM
Report Date: 03/20/2018
Account Table: AEXP
Alt. Sort Table:

VILLAGE OF MAMARONECK
Budget Preparation Report

Fiscal Year: 2019 Period From: 1 To: 12

Prepared By: AFUSCO

Account	Description	2016 Actual	2017 Actual	Adopted 2018 Budget	Adjusted 2018 Budget	2018 Actual Per 1-12	2019 REQUESTED Stage	2019 TENTATIVE Stage	Variance To TENTATIVE Stage
Dept 4020	**VITAL STATISTICS**								
Group 1	**PERSONAL SERVICES**								
A.4020.0120	REGISTRAR SALARIES	3,499.86	3,365.25	3,500.00	3,500.00	2,211.45	3,500.00	3,500.00	0.00%
Total Group 1	**PERSONAL SERVICES**	**3,499.86**	**3,365.25**	**3,500.00**	**3,500.00**	**2,211.45**	**3,500.00**	**3,500.00**	**0.00%**
Total Dept 4020	**VITAL STATISTICS**	**3,499.86**	**3,365.25**	**3,500.00**	**3,500.00**	**2,211.45**	**3,500.00**	**3,500.00**	**0.00%**

VILLAGE OF MAMARONECK

Budget Preparation Report

Fiscal Year: 2019 Period From: 1 To: 12

Account	Description	2016 Actual	2017 Actual	Adopted 2018 Budget	Adjusted 2018 Budget	2018 Actual Per 1-12	2019 REQUESTED Stage	2019 TENTATIVE Stage	Variance To TENTATIVE Stage
Dept 4086	**INSECT CONTROL**								
Group 1	**PERSONAL SERVICES**								
A.4086.0130	SEASONAL LABOR	3,000.00	2,400.00	3,000.00	3,000.00	0.00	0.00	0.00	-100.00%
Total Group 1	**PERSONAL SERVICES**	**3,000.00**	**2,400.00**	**3,000.00**	**3,000.00**	**0.00**	**0.00**	**0.00**	**-100.00%**
Group 4	**CONTRACTUAL EXPENSE**								
A.4086.0406	TRAINING&CONFERENCE	0.00	0.00	2,000.00	2,000.00	0.00	0.00	0.00	-100.00%
A.4086.0410	SUPPLIES	1,108.04	718.28	3,200.00	3,200.00	0.00	0.00	0.00	-100.00%
A.4086.0421	INSECT CONTROL.CONTRACT SERVICES	200.00	0.00	0.00	0.00	12,400.00	14,000.00	14,000.00	100.00%
Total Group 4	**CONTRACTUAL EXPENSE**	**1,308.04**	**718.28**	**5,200.00**	**5,200.00**	**12,400.00**	**14,000.00**	**14,000.00**	**169.23%**
Total Dept 4086	**INSECT CONTROL**	**4,308.04**	**3,118.28**	**8,200.00**	**8,200.00**	**12,400.00**	**14,000.00**	**14,000.00**	**70.73%**

Date Prepared: 03/20/2018 02:43 PM
Report Date: 03/20/2018
Account Table: AEXP
Alt. Sort Table:

VILLAGE OF MAMARONECK
Budget Preparation Report

Fiscal Year: 2019 Period From: 1 To: 12

Prepared By: AFUSCO

Account	Description	2016 Actual	2017 Actual	Adopted 2018 Budget	Adjusted 2018 Budget	2018 Actual Per 1-12	2019 REQUESTED Stage	2019 TENTATIVE Stage	Variance To TENTATIVE Stage
Dept 4210	**COMMUNITY COUNSELING CTR**								
Group 4	**CONTRACTUAL EXPENSE**								
A.4210.0421	COMMUNITY COUNSELING CTR.CONTRACT SERVICES	39,500.00	39,500.00	39,500.00	39,500.00	42,500.00	42,500.00	42,500.00	7.59%
Total Group 4	**CONTRACTUAL EXPENSE**	**39,500.00**	**39,500.00**	**39,500.00**	**39,500.00**	**42,500.00**	**42,500.00**	**42,500.00**	**7.59%**
Total Dept 4210	**COMMUNITY COUNSELING CTR**	**39,500.00**	**39,500.00**	**39,500.00**	**39,500.00**	**42,500.00**	**42,500.00**	**42,500.00**	**7.59%**

VILLAGE OF MAMARONECK
Budget Preparation Report

Fiscal Year: 2019 Period From: 1 To: 12

Account	Description	2016 Actual	2017 Actual	Adopted 2018 Budget	Adjusted 2018 Budget	2018 Actual Per 1-12	2019 REQUESTED Stage	2019 TENTATIVE Stage	Variance To TENTATIVE Stage
Dept 4540	**AMBULANCE SERVICE**								
Group 4	**CONTRACTUAL EXPENSE**								
A.4540.0409	BUILDING IMPROV.	7,072.38	24,398.63	5,500.00	5,937.10	0.00	10,000.00	10,000.00	81.82%
A.4540.0421	CONTRACT SERVICES	71,943.52	115,598.59	130,000.00	130,000.00	123,403.50	130,000.00	130,000.00	0.00%
Total Group 4	**CONTRACTUAL EXPENSE**	**79,015.90**	**139,997.22**	**135,500.00**	**135,937.10**	**123,403.50**	**140,000.00**	**140,000.00**	**3.32%**
Total Dept 4540	**AMBULANCE SERVICE**	**79,015.90**	**139,997.22**	**135,500.00**	**135,937.10**	**123,403.50**	**140,000.00**	**140,000.00**	**3.32%**

Date Prepared: 03/20/2018 02:43 PM
Report Date: 03/20/2018
Account Table: AEXP
Alt. Sort Table:

VILLAGE OF MAMARONECK
Budget Preparation Report

Fiscal Year: 2019 Period From: 1 To: 12

Prepared By: AFUSCO

Account	Description	2016 Actual	2017 Actual	Adopted 2018 Budget	Adjusted 2018 Budget	2018 Actual Per 1-12	2019 REQUESTED Stage	2019 TENTATIVE Stage	Variance To TENTATIVE Stage
Dept 5110	**STREET MAINTENANCE**								
Group 1	**PERSONAL SERVICES**								
A.5110.0110	PERM.REG PERSONNEL	797,183.72	841,049.77	856,981.00	856,981.00	561,426.84	848,398.00	848,398.00	-1.00%
A.5110.0140	OVERTIME	5,566.13	3,800.20	8,000.00	8,000.00	4,279.89	8,000.00	8,000.00	0.00%
A.5110.0141	OVERTIME - LEAF REMOVAL	11,816.29	17,293.21	18,000.00	18,000.00	17,367.87	18,000.00	18,000.00	0.00%
Total Group 1	**PERSONAL SERVICES**	**814,566.14**	**862,143.18**	**882,981.00**	**882,981.00**	**583,074.60**	**874,398.00**	**874,398.00**	**-0.97%**
Group 2	**EQUIPMENT & CAPITAL OUTLAY**								
A.5110.0250	UNIFORMS	8,613.86	9,814.26	9,500.00	9,500.00	0.00	9,300.00	9,300.00	-2.11%
A.5110.0260	MISC. EQUIPMENT	2,912.25	19,036.83	4,850.00	4,850.00	1,326.99	4,850.00	4,850.00	0.00%
Total Group 2	**EQUIPMENT & CAPITAL OUTLAY**	**11,526.11**	**28,851.09**	**14,350.00**	**14,350.00**	**1,326.99**	**14,150.00**	**14,150.00**	**-1.39%**
Group 4	**CONTRACTUAL EXPENSE**								
A.5110.0406	TRAINING&CONFERENCE	0.00	0.00	600.00	600.00	504.00	600.00	600.00	0.00%
A.5110.0407	AUTOMOTIVE REPAIRS	55,150.29	60,866.90	55,000.00	55,000.00	53,725.03	55,000.00	55,000.00	0.00%
A.5110.0408	FUEL, OIL & LUBRICANTS	23,997.04	14,760.07	48,000.00	48,000.00	9,995.17	30,000.00	30,000.00	-37.50%
A.5110.0410	SUPPLIES	4,089.80	36,575.84	10,000.00	10,000.00	10,897.26	11,000.00	11,000.00	10.00%
A.5110.0411	MATERIALS	73,224.11	28,380.99	70,000.00	70,000.00	37,249.94	60,000.00	60,000.00	-14.29%
A.5110.0421	STREET MAINTENANCE.CONTRACT SERVICES	35,365.00	2,600.64	10,000.00	10,000.00	2,804.35	10,000.00	10,000.00	0.00%
Total Group 4	**CONTRACTUAL EXPENSE**	**191,826.24**	**143,184.44**	**193,600.00**	**193,600.00**	**115,175.75**	**166,600.00**	**166,600.00**	**-13.95%**
Total Dept 5110	**STREET MAINTENANCE**	**1,017,918.49**	**1,034,178.71**	**1,090,931.00**	**1,090,931.00**	**699,577.34**	**1,055,148.00**	**1,055,148.00**	**-3.28%**

VILLAGE OF MAMARONECK

Budget Preparation Report

Fiscal Year: 2019 Period From: 1 To: 12

Account	Description	2016 Actual	2017 Actual	Adopted 2018 Budget	Adjusted 2018 Budget	2018 Actual Per 1-12	2019 REQUESTED Stage	2019 TENTATIVE Stage	Variance To TENTATIVE Stage
Dept 5112	**CHIPS HIGHWAY ASSIST.PROG**								
Group 2	**EQUIPMENT & CAPITAL OUTLAY**								
A.5112.0220	PERMANENT IMPROVEMENTS	0.00	18,494.41	237,000.00	237,000.00	0.00	237,000.00	237,000.00	0.00%
Total Group 2	**EQUIPMENT & CAPITAL OUTLAY**	**0.00**	**18,494.41**	**237,000.00**	**237,000.00**	**0.00**	**237,000.00**	**237,000.00**	**0.00%**
Total Dept 5112	**CHIPS HIGHWAY ASSIST.PROG**	**0.00**	**18,494.41**	**237,000.00**	**237,000.00**	**0.00**	**237,000.00**	**237,000.00**	**0.00%**

Date Prepared: 03/20/2018 02:43 PM
Report Date: 03/20/2018
Account Table: AEXP
Alt. Sort Table:

VILLAGE OF MAMARONECK
Budget Preparation Report

Fiscal Year: 2019 Period From: 1 To: 12

Prepared By: AFUSCO

Account	Description	2016 Actual	2017 Actual	Adopted 2018 Budget	Adjusted 2018 Budget	2018 Actual Per 1-12	2019 REQUESTED Stage	2019 TENTATIVE Stage	Variance To TENTATIVE Stage
Dept 5142	**SNOW REMOVAL**								
Group 1	**PERSONAL SERVICES**								
A.5142.0130	SEASONAL LABOR	97,276.58	99,937.16	115,000.00	115,000.00	58,307.12	115,000.00	115,000.00	0.00%
Total Group 1	**PERSONAL SERVICES**	**97,276.58**	**99,937.16**	**115,000.00**	**115,000.00**	**58,307.12**	**115,000.00**	**115,000.00**	**0.00%**
Group 4	**CONTRACTUAL EXPENSE**								
A.5142.0407	AUTOMOTIVE REPAIRS	27,673.35	41,860.64	33,000.00	33,000.00	26,636.60	33,000.00	33,000.00	0.00%
A.5142.0408	FUEL, OIL & LUBRICANTS	2,902.54	10,858.87	14,500.00	14,500.00	8,089.04	14,500.00	14,500.00	0.00%
A.5142.0411	MATERIALS	83,012.97	115,326.82	165,000.00	165,000.00	79,039.17	130,000.00	130,000.00	-21.21%
A.5142.0421	SNOW REMOVAL.CONTRACT SERVICES	30,700.00	0.00	25,000.00	25,000.00	121.71	25,000.00	25,000.00	0.00%
Total Group 4	**CONTRACTUAL EXPENSE**	**144,288.86**	**168,046.33**	**237,500.00**	**237,500.00**	**113,886.52**	**202,500.00**	**202,500.00**	**-14.74%**
Total Dept 5142	**SNOW REMOVAL**	**241,565.44**	**267,983.49**	**352,500.00**	**352,500.00**	**172,193.64**	**317,500.00**	**317,500.00**	**-9.93%**

VILLAGE OF MAMARONECK

Budget Preparation Report

Fiscal Year: 2019 Period From: 1 To: 12

Account	Description	2016 Actual	2017 Actual	Adopted 2018 Budget	Adjusted 2018 Budget	2018 Actual Per 1-12	2019 REQUESTED Stage	2019 TENTATIVE Stage	Variance To TENTATIVE Stage
Dept 5182	**STREET LIGHTING**								
Group 4	**CONTRACTUAL EXPENSE**								
A.5182.0411	MATERIALS	18,133.88	11,593.61	15,000.00	20,500.00	7,750.03	15,000.00	15,000.00	0.00%
A.5182.0417	UTILITIES - STREET LIGHTS	281,036.98	207,572.53	166,000.00	166,000.00	90,515.77	166,000.00	166,000.00	0.00%
Total Group 4	**CONTRACTUAL EXPENSE**	**299,170.86**	**219,166.14**	**181,000.00**	**186,500.00**	**98,265.80**	**181,000.00**	**181,000.00**	**0.00%**
Total Dept 5182	**STREET LIGHTING**	**299,170.86**	**219,166.14**	**181,000.00**	**186,500.00**	**98,265.80**	**181,000.00**	**181,000.00**	**0.00%**

Date Prepared: 03/20/2018 02:43 PM
Report Date: 03/20/2018
Account Table: AEXP
Alt. Sort Table:

VILLAGE OF MAMARONECK
Budget Preparation Report

Fiscal Year: 2019 Period From: 1 To: 12

Prepared By: AFUSCO

Account	Description	2016 Actual	2017 Actual	Adopted 2018 Budget	Adjusted 2018 Budget	2018 Actual Per 1-12	2019 REQUESTED Stage	2019 TENTATIVE Stage	Variance To TENTATIVE Stage
Dept 5650	**OFF STREET PARKING**								
Group 2	**EQUIPMENT & CAPITAL OUTLAY**								
A.5650.0260	PARKING METERS	0.00	0.00	1,000.00	1,000.00	0.00	1,000.00	1,000.00	0.00%
Total Group 2	**EQUIPMENT & CAPITAL OUTLAY**	**0.00**	**0.00**	**1,000.00**	**1,000.00**	**0.00**	**1,000.00**	**1,000.00**	**0.00%**
Group 4	**CONTRACTUAL EXPENSE**								
A.5650.0403	PRINTING & STATIONERY	2,297.06	3,970.52	1,700.00	1,700.00	3,113.17	1,700.00	1,700.00	0.00%
A.5650.0409	PARKING LOT IMPROV.	1,088.98	11,950.00	4,000.00	4,000.00	0.00	4,000.00	4,000.00	0.00%
A.5650.0411	MATERIALS	0.00	85.29	500.00	500.00	0.00	500.00	500.00	0.00%
A.5650.0416	UTILITIES-ELECTRIC	4,176.01	3,297.17	5,000.00	5,000.00	2,895.34	5,000.00	5,000.00	0.00%
A.5650.0421	OFF STREET PARKING.CONTRACT SERVICES	425.00	0.00	0.00	0.00	0.00	0.00	0.00	0.00%
Total Group 4	**CONTRACTUAL EXPENSE**	**7,987.05**	**19,302.98**	**11,200.00**	**11,200.00**	**6,008.51**	**11,200.00**	**11,200.00**	**0.00%**
Total Dept 5650	**OFF STREET PARKING**	**7,987.05**	**19,302.98**	**12,200.00**	**12,200.00**	**6,008.51**	**12,200.00**	**12,200.00**	**0.00%**

VILLAGE OF MAMARONECK

Budget Preparation Report

Fiscal Year: 2019 Period From: 1 To: 12

Account	Description	2016 Actual	2017 Actual	Adopted 2018 Budget	Adjusted 2018 Budget	2018 Actual Per 1-12	2019 REQUESTED Stage	2019 TENTATIVE Stage	Variance To TENTATIVE Stage
Dept 6410	**PUBLICITY**								
Group 4	**CONTRACTUAL EXPENSE**								
A.6410.0416	UTILITIES-ELECTRIC	2,259.58	2,701.01	2,000.00	2,000.00	27.99	2,000.00	2,000.00	0.00%
Total Group 4	**CONTRACTUAL EXPENSE**	**2,259.58**	**2,701.01**	**2,000.00**	**2,000.00**	**27.99**	**2,000.00**	**2,000.00**	**0.00%**
Total Dept 6410	**PUBLICITY**	**2,259.58**	**2,701.01**	**2,000.00**	**2,000.00**	**27.99**	**2,000.00**	**2,000.00**	**0.00%**

Date Prepared: 03/20/2018 02:43 PM
Report Date: 03/20/2018
Account Table: AEXP
Alt. Sort Table:

VILLAGE OF MAMARONECK
Budget Preparation Report

Fiscal Year: 2019 Period From: 1 To: 12

Prepared By: AFUSCO

Account	Description	2016 Actual	2017 Actual	Adopted 2018 Budget	Adjusted 2018 Budget	2018 Actual Per 1-12	2019 REQUESTED Stage	2019 TENTATIVE Stage	Variance To TENTATIVE Stage
Dept 7010	**ARTS COUNCIL**								
Group 4	**CONTRACTUAL EXPENSE**								
A.7010.0403	PRINTING & STATIONERY	1,602.77	2,783.00	1,500.00	1,500.00	518.17	1,500.00	1,500.00	0.00%
A.7010.0404	POSTAGE	0.00	0.00	200.00	200.00	0.00	200.00	200.00	0.00%
A.7010.0410	SUPPLIES	1,329.72	407.52	2,000.00	2,000.00	525.71	2,000.00	2,000.00	0.00%
A.7010.0421	CONTRACT SERVICES	20,780.00	16,556.25	21,300.00	21,300.00	15,091.20	18,000.00	18,000.00	-15.49%
A.7010.0422	FEES	25.00	0.00	0.00	0.00	0.00	1,250.00	1,250.00	100.00%
Total Group 4	**CONTRACTUAL EXPENSE**	**23,737.49**	**19,746.77**	**25,000.00**	**25,000.00**	**16,135.08**	**22,950.00**	**22,950.00**	**-8.20%**
Total Dept 7010	**ARTS COUNCIL**	**23,737.49**	**19,746.77**	**25,000.00**	**25,000.00**	**16,135.08**	**22,950.00**	**22,950.00**	**-8.20%**

Village of Mamaroneck

Parks Department Organizational Chart

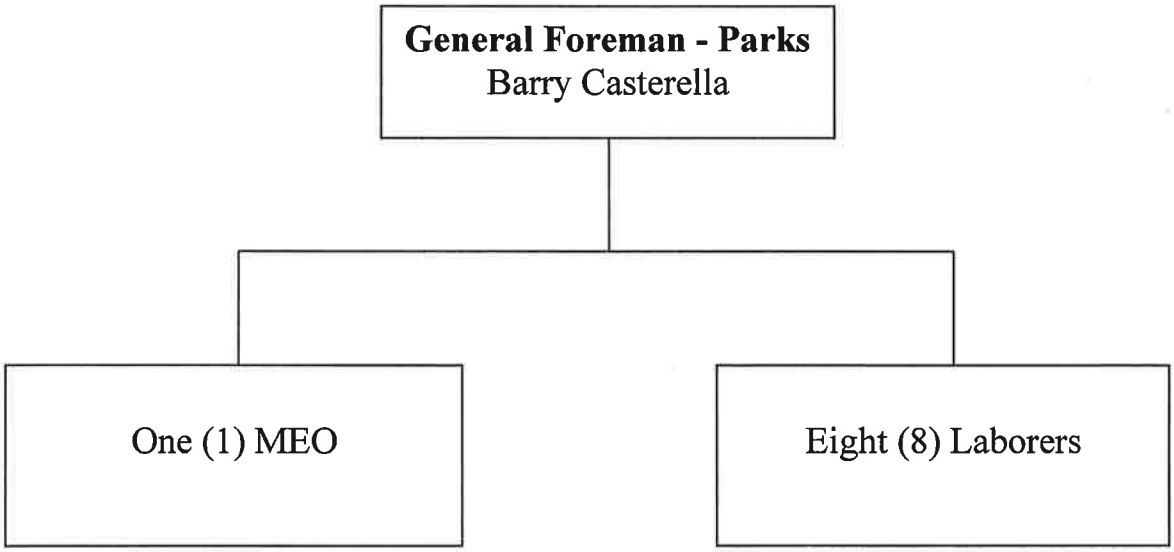

VILLAGE OF MAMARONECK, NEW YORK
GENERAL FUND
ANNUAL BUDGET
FOR FISCAL YEAR ENDING MAY 31, 2019

Parks Department

The Parks Department is responsible for maintenance and care of the Village's parklands and public spaces totaling approximately 110 acres. The Park Department is also responsible for snow and ice control on five (5) miles of Village-owned sidewalks.

As part of a study of the operations of the Village's Sanitation and Parks Program conducted by Red Oak Consulting, a recommendation was made to separate the Parks Department from the Department of Public Works in order to enhance the overall efficiency of the department and dedicate more resources towards the maintenance of the Village's parks and other public spaces.

Although the Parks Department was separated in July 2012, a great deal of administrative time during Fiscal Year 2012/13 was spent recovering from Hurricane Sandy. As such, Fiscal Year 2013/14 and 2014/15 were the first full years of operation for the Parks Department as a separate entity from the Department of Public Works. This has allowed for the establishment of baseline operational requirements which is reflected in the Tentative FY 2017/18 Budget.

The Parks Department is managed by a General Foreman who reports directly to the Village Manager and is responsible for the overall operations of the department including deployment of personnel, procurement, budgeting and capital planning.

FY 2017/18 Accomplishments

- Completed Improvements to Warren Avenue, Stanley Avenue & Florence Parks.
- Purchase of New Field Vacuum for use in Village Parks
- Brining of Village Sidewalks in advance of Snow Events
- New Playground Surface at Stanley Avenue Park

FY 2016/17 Goals

- Continue the weekend parks program to provide personnel to prepare fields, empty trash receptacles and keep the parks in good order
- Implement of water reels at Harbor Island Park to Irrigate Fields
- Purchase new Truck in accordance with fleet replacement schedule
- Implement Phase II of flooring improvements at Harbor Island Pavilion.
- Replace Doors at Harbor Island Pavilion

VILLAGE OF MAMARONECK

Budget Preparation Report

Fiscal Year: 2019 Period From: 1 To: 12

Account	Description	2016 Actual	2017 Actual	Adopted 2018 Budget	Adjusted 2018 Budget	2018 Actual Per 1-12	2019 REQUESTED Stage	2019 TENTATIVE Stage	Variance To TENTATIVE Stage
Dept 7110	**PARKS DEPARTMENT**								
Group 1	**PERSONAL SERVICES**								
A.7110.0110	PERM.REG PERSONNEL	713,061.66	714,470.71	729,292.00	729,292.00	480,398.96	693,428.00	693,428.00	-4.92%
A.7110.0130	PARKS DEPARTMENT.SEASONAL	32,251.00	33,991.52	40,000.00	40,000.00	23,405.00	40,000.00	40,000.00	0.00%
A.7110.0131	PARKS DEPT - WEEKEND STAFF	5,708.40	4,480.00	7,000.00	7,000.00	4,480.00	7,000.00	7,000.00	0.00%
A.7110.0140	OVERTIME	29,082.54	24,645.20	28,000.00	28,000.00	21,751.43	28,000.00	28,000.00	0.00%
Total Group 1	**PERSONAL SERVICES**	**780,103.60**	**777,587.43**	**804,292.00**	**804,292.00**	**530,035.39**	**768,428.00**	**768,428.00**	**-4.46%**
Group 2	**EQUIPMENT & CAPITAL OUTLAY**								
A.7110.0222	PICKUP TRUCKS & LAWN EQUIPMENT	34,963.57	0.00	0.00	0.00	0.00	0.00	0.00	0.00%
A.7110.0230	EQUIPMENT & TOOLS	5,491.91	5,963.15	7,500.00	7,500.00	1,940.52	8,000.00	8,000.00	6.67%
A.7110.0250	UNIFORMS	9,586.75	7,756.39	8,500.00	8,500.00	460.00	8,500.00	8,500.00	0.00%
Total Group 2	**EQUIPMENT & CAPITAL OUTLAY**	**50,042.23**	**13,719.54**	**16,000.00**	**16,000.00**	**2,400.52**	**16,500.00**	**16,500.00**	**3.13%**
Group 4	**CONTRACTUAL EXPENSE**								
A.7110.0406	TRAINING&CONFERENCE	65.00	556.65	700.00	700.00	380.00	800.00	800.00	14.29%
A.7110.0407	AUTOMOTIVE REPAIRS	28,472.08	26,227.18	26,000.00	26,000.00	14,998.42	26,000.00	26,000.00	0.00%
A.7110.0408	FUEL, OIL & LUBRICANTS	10,500.16	10,355.03	18,000.00	18,000.00	6,781.59	15,000.00	15,000.00	-16.67%
A.7110.0409	BLDG. & PARK IMPROV.	32,217.46	41,850.70	30,000.00	45,814.50	36,942.65	40,000.00	40,000.00	33.33%
A.7110.0410	SUPPLIES	16,683.03	12,022.47	17,000.00	17,000.00	7,037.12	17,000.00	17,000.00	0.00%
A.7110.0411	MATERIALS	22,390.26	29,843.86	27,000.00	27,000.00	18,365.26	27,000.00	27,000.00	0.00%
A.7110.0414	UTILITIES - HEATING	3,766.49	413.22	9,000.00	9,000.00	1,806.01	9,000.00	9,000.00	0.00%
A.7110.0415	UTILITIES - WATER	6,836.74	7,337.02	29,000.00	29,000.00	8,694.93	15,000.00	15,000.00	-48.28%

Date Prepared: 03/20/2018 02:43 PM
Report Date: 03/20/2018
Account Table: AEXP
Alt. Sort Table:

VILLAGE OF MAMARONECK

Budget Preparation Report

Fiscal Year: 2019 Period From: 1 To: 12

Prepared By: AFUSCO

Account	Description	2016 Actual	2017 Actual	Adopted 2018 Budget	Adjusted 2018 Budget	2018 Actual Per 1-12	2019 REQUESTED Stage	2019 TENTATIVE Stage	Variance To TENTATIVE Stage
Dept 7110	**PARKS DEPARTMENT**								
Group 4	**CONTRACTUAL EXPENSE**								
A.7110.0416	UTILITIES-ELECTRIC	44,119.30	42,365.81	42,000.00	42,000.00	34,999.44	42,000.00	42,000.00	0.00%
A.7110.0420	PARKS DEPT BUILDING MAINTENANCE	9,363.10	1,906.36	8,000.00	8,000.00	5,304.34	8,000.00	8,000.00	0.00%
A.7110.0421	CONTRACT SERVICES	92,295.64	65,416.41	92,400.00	109,025.00	46,539.34	92,400.00	92,400.00	0.00%
Total Group 4	**CONTRACTUAL EXPENSE**	**266,709.26**	**238,294.71**	**299,100.00**	**331,539.50**	**181,849.10**	**292,200.00**	**292,200.00**	**-2.31%**
Total Dept 7110	**PARKS DEPARTMENT**	**1,096,855.09**	**1,029,601.68**	**1,119,392.00**	**1,151,831.50**	**714,285.01**	**1,077,128.00**	**1,077,128.00**	**-3.78%**

Village of Mamaroneck
Recreation Department

Organizational Chart

Superintendent of Recreation
Sandy Mary Korkatzis

Office Assistant
Charles Viggliotti

Beach passes
Parking permits
Accounts payable
Online payments
Scheduling deposits & mail run
Monthly Reports
Departmental orders
Front office business
Front office phones
Hiring applications
Background checks
Program registration
Party packages

Park vending
Agendas and minutes
Assisting with Commission meetings prep
Purchasing of permits and passes
Daily parking tickets
Training front office staff on beach memberships, point of sales and parking permits
Supervising seasonal office assistants
Contractor liaison
Purchasing
Office supply Management
Work orders

Recreation Leader
Elizabeth Linsalato

Community Recreation
Youth Classes

Camps
Staycation Camps
Sports Camps
Summer Day Camp
Director–Tots & Tikes for Pre-k to 2nd Grade
Trip Scheduling & hiring for all of camp
Assisting Director of Grades 3-6 as needed
Orientation & Training
Parent Manuals
Staff Manuals
Camp Art Orders
Camp Apparel Order
County Permit

Apparel Orders for
Beach and Parking
Day Camp
Turkey Trot
Monthly Reports

Online Registration

Stand Up Paddle Boarding Camp

Events
Outdoor Movie Series
Tiki Invasion
Family fun night
Camp Out

Internships
Supervising interns

Recreation Assistant
Diane Cividanes

Beach Management
Scheduling & Supervision of: Lifeguard, cashiers, and attendants
Beach admission
Staff training
Staff orientation
Beach event setup
Beach supply orders
County Beach Permit
Hiring interviews

Parking Booth Management
Staff Scheduling
Cashiers Supervisor
Making Change
Trainings & Orientation
Hiring interviews
Daily parking sales
Daily ramp sales

Happy Harbor Play
Registration
Program planning
Open house
Graduation
Head teacher

Events
Tree Lighting Social
Tiki Invasion
Partnered events
Halftime beer festival

Food trucks
Ice-cream Truck

Recreation Assistant
Jason Pinto

Contractor payment

Leagues
Fall Coed Softball
Spring Softball
Adult Volleyball
Girls Volleyball
Youth Basketball
Adult Classes
Summer Camp
Assistant Director
Waterfront Camp for Grades 7-9
Camp aquatics
Camp Lunch Program
Boating
Pedal Boats Rides
Kayak Lessons

Permit Division
Indoor Permits
Outdoor Permits
Party Packages
Kayak Parties
Corporate Picnics
Softball Tournaments

Registration
Camp, Preschool & Turkey Trot
Events:
Turkey Trot
Spooktacular
Park walk events
Block Parties
Payroll
Websites:
Happy Harbor Play
VOMsummercamps
SummerontheAvenue

Naturalist
Marine Biologist
Kyle Troy

Marine Center
License
Volunteer Recruitment & training
Develops Curriculum
Program Scheduling
school trips
School programs
Library programs
Grant applications
Setting up the Center
Opening Event
Closing Event
Daily Operation
ordering supplies
Keeping records
monthly reports
Nature walks
seining activities
marine workshops
evaluates staff & volunteers
Assists in maintenance of saltwater aquaria
Feeding of marine life.
Maintains daily cleanliness of Marine Education Center.
Center Website
Working with Camp
Kayak Sunset & Sunrise Tours
Kayak Rentals

VILLAGE OF MAMARONECK, NEW YORK
GENERAL FUND
ANNUAL BUDGET
FOR FISCAL YEAR ENDING MAY 31, 2019

Recreation Department

Stephen E. Johnston Beach & Pavilion

The Village of Mamaroneck Recreation Department has a mission to preserve, enhance and inspire a healthy lifestyle that will enrich the mind, body and spirit through quality and affordable programs. The department is committed to maintaining its facilities and improve the quality of life for all residents.

We strive to provide services which respond to the changing needs within our community for present and future generations. Bringing families and neighbors together with diverse and dynamic special events.

FY 2016/2017 ACCOMPLISHMENTS

- Partnered with DPW & Parks to create a new safe walkway from the parking lot to the beach.
- Partnered with Parks Department to install new bike racks for Harbor Island Park
- Partnered with DPW to create a new entrance for the beach
- Online camp registration implemented through Camp Docs
- Internship program with Rye neck High School
- Facilitated: Out of Darkness Walk, Halftime Beer festival, Relay for Life
- Special Events Hosted: Family Fun Night, Family Camp Out, Tree Lighting Social, Turkey Trot 5K & 1 Mile Gobbler Race, Family Camp Carnival Night, Summer on the Avenue Block Parties, Tiki Invasion, Outdoor Movie Series, Spooktackular
- Successful Marine Education Center season and hiring of naturalist fulltime
- Supported VMFD Fire Department Day and VMFD Annual Holiday Toy Drive
- Successful Softball Leagues with over 50 teams registered.
- Successful Beach Volleyball Partnership with over 30 Volleyball teams registered.
- Successful winter and spring Staycasion camps
- VMDC Summer Camp –hot lunch program implemented, new schedules implemented, implement paddle boarding into summer camp programming
- Expanded on special events and entertainment on beach
- Implemented partnership for Stand Up Paddle boarding
- Implemented and developed a pedal boat rental program
- Implemented and developed Park Party Packages
- Purchased an ADA compliant waterfront swim mobile.
- Expanded on departmental branding, digital and mobile marketing.
- Hosted successful Out Door Movie Series – Movies in the Sand

FY 2018/2019 Goals & Objectives

1. Implement teen travel camp for ages 14 & 15
2. Lighting of Harbor Island Park for holiday season
3. Spring Carnival for camp scholarships

VILLAGE OF MAMARONECK
Budget Preparation Report

Fiscal Year: 2019 Period From: 1 To: 12

Account	Description	2016 Actual	2017 Actual	Adopted 2018 Budget	Adjusted 2018 Budget	2018 Actual Per 1-12	2019 REQUESTED Stage	2019 TENTATIVE Stage	Variance To TENTATIVE Stage
Dept 7140	**RECREATION ADMINISTRATION**								
Group 1	**PERSONAL SERVICES**								
A.7140.0110	PERM.REG PERSONNEL	214,216.68	269,460.54	345,493.00	345,493.00	203,528.85	292,603.00	292,603.00	-15.31%
A.7140.0120	PART - TIME CLERICAL	28,198.25	11,711.02	8,500.00	8,500.00	0.00	24,730.00	24,730.00	190.94%
A.7140.0130	SEASONAL LABOR	0.00	3,060.00	16,230.00	16,230.00	0.00	0.00	0.00	-100.00%
A.7140.0140	OVERTIME	3,497.06	9,274.49	10,000.00	10,000.00	15,728.47	16,000.00	16,000.00	60.00%
Total Group 1	**PERSONAL SERVICES**	**245,911.99**	**293,506.05**	**380,223.00**	**380,223.00**	**219,257.32**	**333,333.00**	**333,333.00**	**-12.33%**
Group 2	**EQUIPMENT & CAPITAL OUTLAY**								
A.7140.0220	OFFICE EQUIPMENT	1,921.27	1,383.23	1,000.00	1,000.00	2,334.09	1,000.00	1,000.00	0.00%
Total Group 2	**EQUIPMENT & CAPITAL OUTLAY**	**1,921.27**	**1,383.23**	**1,000.00**	**1,000.00**	**2,334.09**	**1,000.00**	**1,000.00**	**0.00%**
Group 4	**CONTRACTUAL EXPENSE**								
A.7140.0403	PRINTING & STATIONERY	841.73	1,931.85	5,875.00	9,818.00	5,413.33	6,825.00	6,825.00	16.17%
A.7140.0404	POSTAGE	1,815.82	(1,108.00)	3,160.00	3,160.00	532.09	500.00	500.00	-84.18%
A.7140.0405	MUNI DUES & SUBSCRIP	309.00	273.89	375.00	375.00	270.00	375.00	375.00	0.00%
A.7140.0406	TRAINING&CONFERENCE	359.00	2,227.59	1,250.00	1,250.00	1,175.00	3,200.00	3,200.00	156.00%
A.7140.0408	AUTO MILEAGE ALLOWANCE	124.01	224.16	400.00	400.00	167.16	200.00	200.00	-50.00%
A.7140.0410	RECREATION SUPPLIES	5,633.72	6,599.04	6,200.00	8,069.65	8,579.80	7,500.00	7,500.00	20.97%
A.7140.0411	MATERIALS & SUPPLIES	0.00	2,518.49	0.00	0.00	0.00	0.00	0.00	0.00%
A.7140.0421	CONTRACT SERVICES	37,978.94	36,735.39	28,000.00	28,000.00	22,082.48	27,000.00	27,000.00	-3.57%
Total Group 4	**CONTRACTUAL EXPENSE**	**47,062.22**	**49,402.41**	**45,260.00**	**51,072.65**	**38,219.86**	**45,600.00**	**45,600.00**	**0.75%**
Total Dept 7140	**RECREATION ADMINISTRATION**	**294,895.48**	**344,291.69**	**426,483.00**	**432,295.65**	**259,811.27**	**379,933.00**	**379,933.00**	**-10.91%**

VILLAGE OF MAMARONECK

Budget Preparation Report

Fiscal Year: 2019 Period From: 1 To: 12

Account	Description	2016 Actual	2017 Actual	Adopted 2018 Budget	Adjusted 2018 Budget	2018 Actual Per 1-12	2019 REQUESTED Stage	2019 TENTATIVE Stage	Variance To TENTATIVE Stage
Dept 7140	**RECREATION ADMINISTRATION**								

VILLAGE OF MAMARONECK

Budget Preparation Report

Fiscal Year: 2019 Period From: 1 To: 12

Account	Description	2016 Actual	2017 Actual	Adopted 2018 Budget	Adjusted 2018 Budget	2018 Actual Per 1-12	2019 REQUESTED Stage	2019 TENTATIVE Stage	Variance To TENTATIVE Stage
Dept 7141	**COMMUNITY RECREATION PROGRAMS**								
Group 1	**PERSONAL SERVICES**								
A.7141.0130	SEASONAL	24,149.00	26,186.87	47,385.00	47,385.00	18,907.75	52,600.00	52,600.00	11.01%
A.7141.0131	COMMUNITY RECREATION PROGRAMS.SEASONAL CAMPS	1,059.50	0.00	0.00	0.00	0.00	2,400.00	2,400.00	100.00%
A.7141.0132	COMMUNITY RECREATION PROGRAMS PARTY PACKAGES	510.00	132.00	0.00	0.00	225.00	0.00	0.00	0.00%
Total Group 1	**PERSONAL SERVICES**	**25,718.50**	**26,318.87**	**47,385.00**	**47,385.00**	**19,132.75**	**55,000.00**	**55,000.00**	**16.07%**
Group 4	**CONTRACTUAL EXPENSE**								
A.7141.0410	SUPPLIES	4,840.81	3,269.05	10,000.00	10,930.95	3,365.60	0.00	0.00	-100.00%
A.7141.0421	CONTRACT SERVICES	4,051.81	33,063.24	4,000.00	4,000.00	2,500.00	4,000.00	4,000.00	0.00%
Total Group 4	**CONTRACTUAL EXPENSE**	**8,892.62**	**36,332.29**	**14,000.00**	**14,930.95**	**5,865.60**	**4,000.00**	**4,000.00**	**-71.43%**
Total Dept 7141	**COMMUNITY RECREATION PROGRAMS**	**34,611.12**	**62,651.16**	**61,385.00**	**62,315.95**	**24,998.35**	**59,000.00**	**59,000.00**	**-3.89%**

Date Prepared: 03/20/2018 02:43 PM
Report Date: 03/20/2018
Account Table: AEXP
Alt. Sort Table:

VILLAGE OF MAMARONECK
Budget Preparation Report

Fiscal Year: 2019 Period From: 1 To: 12

Preparec By: AFUSCO

Account	Description	2016 Actual	2017 Actual	Adopted 2018 Budget	Adjusted 2018 Budget	2018 Actual Per 1-12	2019 REQUESTED Stage	2019 TENTATIVE Stage	Variance To TENTATIVE Stage
Dept 7142	**LEAGUES**								
Group 1	**PERSONAL SERVICES**								
A.7142.0130	FALL SOFTBALL	4,803.00	4,896.00	9,960.00	9,960.00	8,005.50	9,960.00	9,960.00	0.00%
A.7142.0131	SPRING SOFTBALL	9,026.00	12,939.50	20,736.00	20,736.00	9,136.00	20,736.00	20,736.00	0.00%
Total Group 1	**PERSONAL SERVICES**	**13,829.00**	**17,835.50**	**30,696.00**	**30,696.00**	**17,141.50**	**30,696.00**	**30,696.00**	**0.00%**
Group 2	**EQUIPMENT & CAPITAL OUTLAY**								
A.7142.0220	LEAGUES.EQUIPMENT	1,000.00	0.00	1,000.00	2,000.00	1,494.28	1,000.00	1,000.00	0.00%
Total Group 2	**EQUIPMENT & CAPITAL OUTLAY**	**1,000.00**	**0.00**	**1,000.00**	**2,000.00**	**1,494.28**	**1,000.00**	**1,000.00**	**0.00%**
Group 4	**CONTRACTUAL EXPENSE**								
A.7142.0410	LEAGUE SUPPLIES	4,728.22	3,001.02	4,655.00	6,631.90	3,642.97	4,105.00	4,105.00	-11.82%
A.7142.0416	LANZA FIELD LIGHTS	3,480.41	20,220.40	20,000.00	20,000.00	18,712.45	20,000.00	20,000.00	0.00%
A.7142.0421	CONTRACT SERVICES	0.00	0.00	0.00	0.00	9,900.00	0.00	0.00	0.00%
Total Group 4	**CONTRACTUAL EXPENSE**	**8,208.63**	**23,221.42**	**24,655.00**	**26,631.90**	**32,255.42**	**24,105.00**	**24,105.00**	**-2.23%**
Total Dept 7142	**LEAGUES**	**23,037.63**	**41,056.92**	**56,351.00**	**59,327.90**	**50,891.20**	**55,801.00**	**55,801.00**	**-0.98%**

VILLAGE OF MAMARONECK

Budget Preparation Report

Fiscal Year: 2019 Period From: 1 To: 12

Account	Description	2016 Actual	2017 Actual	Adopted 2018 Budget	Adjusted 2018 Budget	2018 Actual Per 1-12	2019 REQUESTED Stage	2019 TENTATIVE Stage	Variance To TENTATIVE Stage
Dept 7143	**SPECIAL EVENTS**								
Group 1	**PERSONAL SERVICES**								
A.7143.0120	PART-TIME SALARIES	0.00	486.00	0.00	0.00	5,743.75	0.00	0.00	0.00%
A.7143.0130	SEASONAL	636.00	707.50	1,990.00	1,990.00	3,533.44	9,500.00	9,500.00	377.39%
Total Group 1	**PERSONAL SERVICES**	**636.00**	**1,193.50**	**1,990.00**	**1,990.00**	**9,277.19**	**9,500.00**	**9,500.00**	**377.39%**
Group 4	**CONTRACTUAL EXPENSE**								
A.7143.0403	PRINTING & STATIONERY	0.00	150.00	0.00	0.00	0.00	0.00	0.00	0.00%
A.7143.0410	SUPPLIES	12,069.15	11,025.81	11,350.00	16,765.62	17,744.34	10,650.00	10,650.00	-6.17%
A.7143.0421	CONTRACT SERVICES	6,104.37	8,078.64	8,150.00	8,150.00	2,535.62	6,110.00	6,110.00	-25.03%
A.7143.0423	ACSAP FEES	0.00	341.00	400.00	400.00	348.00	400.00	400.00	0.00%
Total Group 4	**CONTRACTUAL EXPENSE**	**18,173.52**	**19,595.45**	**19,900.00**	**25,315.62**	**20,627.96**	**17,160.00**	**17,160.00**	**-13.77%**
Total Dept 7143	**SPECIAL EVENTS**	**18,809.52**	**20,788.95**	**21,890.00**	**27,305.62**	**29,905.15**	**26,660.00**	**26,660.00**	**21.79%**

Date Prepared: 03/20/2018 02:43 PM
Report Date: 03/20/2018
Account Table: AEXP
Alt. Sort Table:

VILLAGE OF MAMARONECK
Budget Preparation Report

Fiscal Year: 2019 Period From: 1 To: 12

Prepared By: AFUSCO

Account	Description	2016 Actual	2017 Actual	Adopted 2018 Budget	Adjusted 2018 Budget	2018 Actual Per 1-12	2019 REQUESTED Stage	2019 TENTATIVE Stage	Variance To TENTATIVE Stage
Dept 7144	**PARKING BOOTHS**								
Group 1	**PERSONAL SERVICES**								
A.7144.0120	PART-TIME SALARIES	4,592.25	0.00	5,000.00	5,000.00	0.00	21,500.00	21,500.00	330.00%
A.7144.0130	SEASONAL	16,678.25	22,221.61	21,500.00	21,500.00	17,455.00	0.00	0.00	-100.00%
Total Group 1	**PERSONAL SERVICES**	**21,270.50**	**22,221.61**	**26,500.00**	**26,500.00**	**17,455.00**	**21,500.00**	**21,500.00**	**-18.87%**
Group 4	**CONTRACTUAL EXPENSE**								
A.7144.0403	PRINTING & STATIONERY	1,953.50	2,648.03	2,000.00	2,697.00	1,313.47	2,000.00	2,000.00	0.00%
A.7144.0406	TRAINING & CONFERENCE	605.00	0.00	0.00	0.00	0.00	0.00	0.00	0.00%
A.7144.0410	SUPPLIES	1,349.55	1,369.33	1,400.00	1,400.00	431.99	2,500.00	2,500.00	78.57%
A.7144.0411	MATERIALS	162.00	0.00	0.00	0.00	0.00	0.00	0.00	0.00%
Total Group 4	**CONTRACTUAL EXPENSE**	**4,070.05**	**4,017.36**	**3,400.00**	**4,097.00**	**1,745.46**	**4,500.00**	**4,500.00**	**32.35%**
Total Dept 7144	**PARKING BOOTHS**	**25,340.55**	**26,238.97**	**29,900.00**	**30,597.00**	**19,200.46**	**26,000.00**	**26,000.00**	**-13.04%**

VILLAGE OF MAMARONECK

Budget Preparation Report

Fiscal Year: 2019 Period From: 1 To: 12

Account	Description	2016 Actual	2017 Actual	Adopted 2018 Budget	Adjusted 2018 Budget	2018 Actual Per 1-12	2019 REQUESTED Stage	2019 TENTATIVE Stage	Variance To TENTATIVE Stage
Dept 7145	**JOINT REC. CONSORTIUM**								
Group 4	**CONTRACTUAL EXPENSE**								
A.7145.0421	CONTRACT SERVICES	6,419.00	6,529.40	6,800.00	6,800.00	6,419.00	6,800.00	6,800.00	0.00%
Total Group 4	**CONTRACTUAL EXPENSE**	**6,419.00**	**6,529.40**	**6,800.00**	**6,800.00**	**6,419.00**	**6,800.00**	**6,800.00**	**0.00%**
Total Dept 7145	**JOINT REC. CONSORTIUM**	**6,419.00**	**6,529.40**	**6,800.00**	**6,800.00**	**6,419.00**	**6,800.00**	**6,800.00**	**0.00%**

Date Prepared: 03/20/2018 02:43 PM
Report Date: 03/20/2018
Account Table: AEXP
Alt. Sort Table:

VILLAGE OF MAMARONECK
Budget Preparation Report

Fiscal Year: 2019 Period From: 1 To: 12

Prepared By: AFUSCO

Account	Description	2016 Actual	2017 Actual	Adopted 2018 Budget	Adjusted 2018 Budget	2018 Actual Per 1-12	2019 REQUESTED Stage	2019 TENTATIVE Stage	Variance To TENTATIVE Stage
Dept 7146	**MARINE EDUCATION CENTER**								
Group 1	**PERSONAL SERVICES**								
A.7146.0110	MARINE EDUCATION CENTER.PERM. REGULAR PERSONNEL	0.00	0.00	0.00	0.00	0.00	48,890.00	48,890.00	100.00%
A.7146.0120	MARINE EDUCATION CENTER.PART-TIME SALARIES	0.00	0.00	0.00	0.00	0.00	15,000.00	15,000.00	100.00%
A.7146.0220	MARINE EDUCATION CENTER.OFFICE EQUIPMENT	0.00	0.00	0.00	0.00	0.00	2,000.00	2,000.00	100.00%
A.7146.0421	MARINE EDUCATION CENTER.CONTRACT SERVICES	0.00	0.00	0.00	0.00	0.00	8,000.00	8,000.00	100.00%
Total Group 1	**PERSONAL SERVICES**	**0.00**	**0.00**	**0.00**	**0.00**	**0.00**	**73,890.00**	**73,890.00**	**100.00%**
Total Dept 7146	**MARINE EDUCATION CENTER**	**0.00**	**0.00**	**0.00**	**0.00**	**0.00**	**73,890.00**	**73,890.00**	**100.00%**

VILLAGE OF MAMARONECK
Budget Preparation Report

Fiscal Year: 2019 Period From: 1 To: 12

Account	Description	2016 Actual	2017 Actual	Adopted 2018 Budget	Adjusted 2018 Budget	2018 Actual Per 1-12	2019 REQUESTED Stage	2019 TENTATIVE Stage	Variance To TENTATIVE Stage
Dept 7180	**BEACH**								
Group 1	**PERSONAL SERVICES**								
A.7180.0130	SEASONAL SALARIES - BEACH	87,759.45	60,559.25	61,000.00	61,000.00	45,039.49	61,000.00	61,000.00	0.00%
A.7180.0131	SEASONAL SALARIES - 100 KAYAK LESSONS	3,244.00	2,363.00	0.00	0.00	0.00	2,500.00	2,500.00	100.00%
A.7180.0132	SEASONAL SALARIES - 50 TOURS	0.00	11,412.97	0.00	0.00	19,526.00	0.00	0.00	0.00%
Total Group 1	**PERSONAL SERVICES**	**91,003.45**	**74,335.22**	**61,000.00**	**61,000.00**	**64,565.49**	**63,500.00**	**63,500.00**	**4.10%**
Group 2	**EQUIPMENT & CAPITAL OUTLAY**								
A.7180.0260	FACILITY EQUIPMENT	4,697.29	3,462.07	500.00	1,799.82	0.00	2,000.00	2,000.00	300.00%
Total Group 2	**EQUIPMENT & CAPITAL OUTLAY**	**4,697.29**	**3,462.07**	**500.00**	**1,799.82**	**0.00**	**2,000.00**	**2,000.00**	**300.00%**
Group 4	**CONTRACTUAL EXPENSE**								
A.7180.0403	PRINTING & STATIONERY	1,095.66	740.00	1,100.00	1,100.00	0.00	950.00	950.00	-13.64%
A.7180.0404	POSTAGE	0.00	42.94	0.00	0.00	0.00	0.00	0.00	0.00%
A.7180.0409	BUILDING IMPROV.	4,348.95	6,872.98	3,000.00	3,000.00	3,021.72	4,500.00	4,500.00	50.00%
A.7180.0410	SUPPLIES	7,887.68	7,468.57	6,400.00	6,400.00	6,557.67	6,400.00	6,400.00	0.00%
A.7180.0411	MATERIALS	1,514.85	878.54	1,000.00	1,000.00	859.96	1,000.00	1,000.00	0.00%
A.7180.0415	UTILITIES - WATER	35,730.81	36,333.23	37,000.00	37,000.00	44,364.65	40,000.00	40,000.00	8.11%
A.7180.0420	BEACH BUILDING MAINTENANCE	7,425.30	3,094.79	6,000.00	8,600.00	7,362.64	6,000.00	6,000.00	0.00%
A.7180.0421	CONTRACT SERVICES	37,918.05	22,083.00	24,000.00	28,455.00	25,097.71	24,000.00	24,000.00	0.00%
A.7180.0422	FEES	1,235.00	382.05	400.00	400.00	275.00	400.00	400.00	0.00%
Total Group 4	**CONTRACTUAL EXPENSE**	**97,156.30**	**77,896.10**	**78,900.00**	**85,955.00**	**87,539.35**	**83,250.00**	**83,250.00**	**5.51%**
Total Dept 7180	**BEACH**	**192,857.04**	**155,693.39**	**140,400.00**	**148,754.82**	**152,104.84**	**148,750.00**	**148,750.00**	**5.95%**

VILLAGE OF MAMARONECK

Budget Preparation Report

Fiscal Year: 2019 Period From: 1 To: 12

Account	Description	2016 Actual	2017 Actual	Adopted 2018 Budget	Adjusted 2018 Budget	2018 Actual Per 1-12	2019 REQUESTED Stage	2019 TENTATIVE Stage	Variance To TENTATIVE Stage
Dept 7180	BEACH								

Village of Mamaroneck

Harbor Master
Organizational Chart

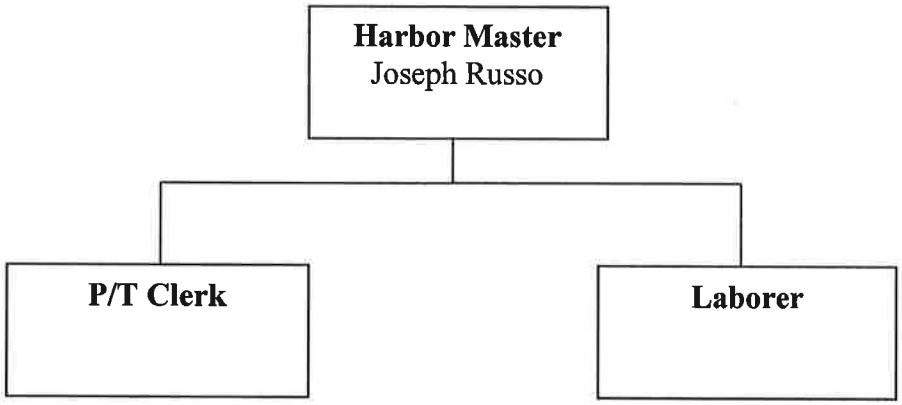

Harbor Master

The Village of Mamaroneck Harbormaster's Office is responsible for ensuring the safe and enjoyable use of navigable waters. The office manages and administers all vessels located within the waterways of Harbor Island. The Harbor Master oversees public moorings for transient boaters, annual moorings for residents and non-residents, 11 miles of coastline and 350 slips and two hundred mooring at Harbor Island. The office maintains records of dock and mooring assignments and issues ramp permits for launching boats. In addition, the office performs other duties such as working with other agencies to ensure homeland security from the water side of the Village's 11 miles of shoreline, contribute to special events planning and hosting, maintaining Mamaroneck's waterfront assets, monitoring the maritime ecology of the Village, and reporting to the Village Manager on community maritime issues.

Dock space and moorings are available on a "first come-first serve basis." The Village does not reserve moorings or slips, except in the case of Village-sponsored special events. Dock space may be rented in a slip with access to fresh water. We have visitor docking were guest and patrons of the Village of Mamaroneck shopping area may dock for the day.

The Harbor Master is empowered to enforce Village's regulations and policies, and can address any problems, requests, or questions people may have in relation to visiting our harbor. The Harbor Master is New York State Peace Officer and assists various local, State and federal agencies with a myriad of issues ranging from access to conduct scientific research to enforcement. The Harbor Maser has a Master 100 Ton United State Coast Guard License, is a member of the New York State Harbormaster and Bay Constables Association. The Harbor Master also works closely with the Harbor & Coastal Zone Management Commission and attends their meetings as necessary.

The office operates 2 powerboats; a multi-functional patrol boat primarily used for safety, rescue, navigational, law enforcement, and security-related reasons, a 2-stroke gasoline powered skiff used for dock repair around the harbor.

Although the boating season is from May 1st through November 1st the Harbor Master's office operates twelve months of the year.

VILLAGE OF MAMARONECK

Budget Preparation Report

Fiscal Year: 2019 Period From: 1 To: 12

Account	Description	2016 Actual	2017 Actual	Adopted 2018 Budget	Adjusted 2018 Budget	2018 Actual Per 1-12	2019 REQUESTED Stage	2019 TENTATIVE Stage	Variance To TENTATIVE Stage
Dept 7230	**MARINA & DOCKS**								
Group 1	**PERSONAL SERVICES**								
A.7230.0110	PERM.REG PERSONNEL	128,957.64	134,314.38	144,636.00	144,636.00	97,917.65	137,673.00	137,673.00	-4.81%
A.7230.0120	PART - TIME SALARIES	18,774.24	15,084.78	21,160.00	21,160.00	10,041.20	21,160.00	21,160.00	0.00%
A.7230.0130	SEASONAL LABOR	0.00	0.00	0.00	0.00	0.00	14,080.00	14,080.00	100.00%
Total Group 1	**PERSONAL SERVICES**	**147,731.88**	**149,399.16**	**165,796.00**	**165,796.00**	**107,958.85**	**172,913.00**	**172,913.00**	**4.29%**
Group 2	**EQUIPMENT & CAPITAL OUTLAY**								
A.7230.0220	OFFICE EQUIPMENT	309.29	141.67	800.00	800.00	308.62	800.00	800.00	0.00%
A.7230.0230	EQUIPMENT & TOOLS	1,848.49	2,939.14	6,000.00	6,000.00	1,213.13	6,000.00	6,000.00	0.00%
A.7230.0250	UNIFORMS	1,161.48	1,346.88	1,500.00	1,500.00	412.97	1,500.00	1,500.00	0.00%
A.7230.0256	RADIO EQUIPMENT	307.74	0.00	300.00	300.00	0.00	300.00	300.00	0.00%
A.7230.0260	SEAWALL MAINTENANCE	0.00	0.00	6,800.00	6,800.00	0.00	4,000.00	4,000.00	-41.18%
Total Group 2	**EQUIPMENT & CAPITAL OUTLAY**	**3,627.00**	**4,427.69**	**15,400.00**	**15,400.00**	**1,934.72**	**12,600.00**	**12,600.00**	**-18.18%**
Group 4	**CONTRACTUAL EXPENSE**								
A.7230.0403	PRINTING & STATIONERY	1,688.16	1,807.00	2,800.00	2,800.00	1,805.40	2,800.00	2,800.00	0.00%
A.7230.0404	POSTAGE	675.57	641.68	600.00	600.00	351.00	600.00	600.00	0.00%
A.7230.0405	MUNI DUES & SUBSCRIP	30.00	0.00	150.00	150.00	210.00	300.00	300.00	100.00%
A.7230.0406	TRAINING&CONFERENCE	410.00	148.25	350.00	350.00	0.00	350.00	350.00	0.00%
A.7230.0407	AUTOMOTIVE REPAIRS	259.03	2,771.66	2,500.00	2,500.00	794.51	2,500.00	2,500.00	0.00%
A.7230.0408	FUEL, OIL & LUBRICANTS	898.15	1,022.54	2,300.00	2,300.00	763.49	2,300.00	2,300.00	0.00%
A.7230.0409	BUILDING IMPROV.	1,492.76	677.00	2,500.00	2,500.00	2,153.36	2,500.00	2,500.00	0.00%

Date Prepared: 03/20/2018 02:43 PM
Report Date: 03/20/2018
Account Table: AEXP
Alt. Sort Table:

VILLAGE OF MAMARONECK
Budget Preparation Report

Fiscal Year: 2019 Period From: 1 To: 12

Prepared By: AFUSCO

Account	Description	2016 Actual	2017 Actual	Adopted 2018 Budget	Adjusted 2018 Budget	2018 Actual Per 1-12	2019 REQUESTED Stage	2019 TENTATIVE Stage	Variance To TENTATIVE Stage
Dept 7230	**MARINA & DOCKS**								
Group 4	**CONTRACTUAL EXPENSE**								
A.7230.0410	SUPPLIES	1,123.99	2,571.23	3,000.00	3,000.00	1,853.07	3,000.00	3,000.00	0.00%
A.7230.0412	MAPS & PRINTS	0.00	0.00	300.00	300.00	0.00	300.00	300.00	0.00%
A.7230.0414	UTILITIES - HEATING	2,438.61	2,534.02	3,500.00	3,500.00	2,142.69	3,500.00	3,500.00	0.00%
A.7230.0415	UTILITIES - WATER	6,320.55	4,241.41	6,500.00	6,500.00	3,917.34	7,000.00	7,000.00	7.69%
A.7230.0420	BUILDING MAINTENANCE	534.04	799.63	1,200.00	1,200.00	870.84	1,200.00	1,200.00	0.00%
A.7230.0421	CONTRACT SERVICES	6,574.57	3,819.64	5,450.00	9,525.00	4,193.46	5,392.00	5,392.00	-1.06%
A.7230.0435	MARINE REPAIR & STORAGE	2,056.08	4,292.32	2,500.00	2,500.00	1,565.97	2,500.00	2,500.00	0.00%
A.7230.0437	FLOATS	5,909.38	1,008.43	8,000.00	8,000.00	1,177.28	7,000.00	7,000.00	-12.50%
Total Group 4	**CONTRACTUAL EXPENSE**	**30,410.89**	**26,334.81**	**41,650.00**	**45,725.00**	**21,798.41**	**41,242.00**	**41,242.00**	**-0.98%**
Total Dept 7230	**MARINA & DOCKS**	**181,769.77**	**180,161.66**	**222,846.00**	**226,921.00**	**131,691.98**	**226,755.00**	**226,755.00**	**1.75%**

VILLAGE OF MAMARONECK

Budget Preparation Report

Fiscal Year: 2019 Period From: 1 To: 12

Account	Description	2016 Actual	2017 Actual	Adopted 2018 Budget	Adjusted 2018 Budget	2018 Actual Per 1-12	2019 REQUESTED Stage	2019 TENTATIVE Stage	Variance To TENTATIVE Stage
Dept 7317	**YOUTH PROG. - DAY CAMP**								
Group 1	**PERSONAL SERVICES**								
A.7317.0130	DAY CAMP SEASONAL SALARIES	126,105.46	128,026.38	142,140.00	142,140.00	144,777.44	144,705.00	144,705.00	1.80%
A.7317.0131	DAY CAMP WATERFRONT	46,913.97	51,791.25	52,000.00	52,000.00	28,915.00	51,150.00	51,150.00	-1.63%
Total Group 1	**PERSONAL SERVICES**	**173,019.43**	**179,817.63**	**194,140.00**	**194,140.00**	**173,692.44**	**195,855.00**	**195,855.00**	**0.88%**
Group 4	**CONTRACTUAL EXPENSE**								
A.7317.0406	TRAINING&CONFERENCE	1,106.00	1,481.00	1,600.00	1,600.00	2,995.00	4,000.00	4,000.00	150.00%
A.7317.0410	SUPPLIES	22,281.97	24,126.49	25,900.00	28,518.39	19,181.83	14,700.00	14,700.00	-43.24%
A.7317.0422	FEES	75,427.20	81,187.33	77,000.00	77,000.00	72,767.78	77,000.00	77,000.00	0.00%
Total Group 4	**CONTRACTUAL EXPENSE**	**98,815.17**	**106,794.82**	**104,500.00**	**107,118.39**	**94,944.61**	**95,700.00**	**95,700.00**	**-8.42%**
Total Dept 7317	**YOUTH PROG. - DAY CAMP**	**271,834.60**	**286,612.45**	**298,640.00**	**301,258.39**	**268,637.05**	**291,555.00**	**291,555.00**	**-2.37%**

Date Prepared: 03/20/2018 02:43 PM
Report Date: 03/20/2018
Account Table: AEXP
Alt. Sort Table:

VILLAGE OF MAMARONECK
Budget Preparation Report

Fiscal Year: 2019 Period From: 1 To: 12

Prepared By: AFUSCO

Account	Description	2016 Actual	2017 Actual	Adopted 2018 Budget	Adjusted 2018 Budget	2018 Actual Per 1-12	2019 REQUESTED Stage	2019 TENTATIVE Stage	Variance To TENTATIVE Stage
Dept 7318	**YOUTH PROG. - CO-OP CAMP**								
Group 1	**PERSONAL SERVICES**								
A.7318.0130	SEASONAL SALARIES	19,000.00	19,000.00	19,000.00	19,000.00	19,000.00	19,000.00	19,000.00	0.00%
Total Group 1	**PERSONAL SERVICES**	**19,000.00**	**19,000.00**	**19,000.00**	**19,000.00**	**19,000.00**	**19,000.00**	**19,000.00**	**0.00%**
Total Dept 7318	**YOUTH PROG. - CO-OP CAMP**	**19,000.00**	**19,000.00**	**19,000.00**	**19,000.00**	**19,000.00**	**19,000.00**	**19,000.00**	**0.00%**

VILLAGE OF MAMARONECK
Budget Preparation Report

Fiscal Year: 2019 Period From: 1 To: 12

Account	Description	2016 Actual	2017 Actual	Adopted 2018 Budget	Adjusted 2018 Budget	2018 Actual Per 1-12	2019 REQUESTED Stage	2019 TENTATIVE Stage	Variance To TENTATIVE Stage
Dept 7410	**EMELIN THEATRE**								
Group 4	**CONTRACTUAL EXPENSE**								
A.7410.0422	ANNUAL FEE	14,700.00	14,700.00	14,700.00	14,700.00	14,700.00	14,700.00	14,700.00	0.00%
Total Group 4	**CONTRACTUAL EXPENSE**	**14,700.00**	**14,700.00**	**14,700.00**	**14,700.00**	**14,700.00**	**14,700.00**	**14,700.00**	**0.00%**
Total Dept 7410	**EMELIN THEATRE**	**14,700.00**	**14,700.00**	**14,700.00**	**14,700.00**	**14,700.00**	**14,700.00**	**14,700.00**	**0.00%**

Date Prepared: 03/20/2018 02:43 PM
Report Date: 03/20/2018
Account Table: AEXP
Alt. Sort Table:

VILLAGE OF MAMARONECK
Budget Preparation Report

Fiscal Year: 2019 Period From: 1 To: 12

Prepared By: AFUSCO

Account	Description	2016 Actual	2017 Actual	Adopted 2018 Budget	Adjusted 2018 Budget	2018 Actual Per 1-12	2019 REQUESTED Stage	2019 TENTATIVE Stage	Variance To TENTATIVE Stage
Dept 7510	**HISTORIAN**								
Group 2	**EQUIPMENT & CAPITAL OUTLAY**								
A.7510.0210	OFFICE FURNITURE	0.00	0.00	250.00	250.00	0.00	250.00	250.00	0.00%
Total Group 2	**EQUIPMENT & CAPITAL OUTLAY**	**0.00**	**0.00**	**250.00**	**250.00**	**0.00**	**250.00**	**250.00**	**0.00%**
Group 4	**CONTRACTUAL EXPENSE**								
A.7510.0406	TRAINING&CONFERENCE	0.00	0.00	350.00	350.00	131.00	350.00	350.00	0.00%
A.7510.0410	SUPPLIES	92.00	289.47	500.00	500.00	0.00	500.00	500.00	0.00%
Total Group 4	**CONTRACTUAL EXPENSE**	**92.00**	**289.47**	**850.00**	**850.00**	**131.00**	**850.00**	**850.00**	**0.00%**
Total Dept 7510	**HISTORIAN**	**92.00**	**289.47**	**1,100.00**	**1,100.00**	**131.00**	**1,100.00**	**1,100.00**	**0.00%**

VILLAGE OF MAMARONECK

Budget Preparation Report

Fiscal Year: 2019 Period From: 1 To: 12

Account	Description	2016 Actual	2017 Actual	Adopted 2018 Budget	Adjusted 2018 Budget	2018 Actual Per 1-12	2019 REQUESTED Stage	2019 TENTATIVE Stage	Variance To TENTATIVE Stage
Dept 7550	**CELEBRATIONS**								
Group 4	**CONTRACTUAL EXPENSE**								
A.7550.0421	FIRE INSPECTION DINNER	11,025.00	11,375.00	12,200.00	12,200.00	11,732.38	12,200.00	12,200.00	0.00%
A.7550.0422	COLUMBUS DAY	0.00	0.00	200.00	200.00	0.00	200.00	200.00	0.00%
A.7550.0423	MEMORIAL DAY	7,370.18	150.00	9,375.00	9,375.00	6,325.00	9,375.00	9,375.00	0.00%
A.7550.0424	JULY 4TH FIRE WORKS	27,223.93	29,709.96	30,000.00	30,000.00	21,500.00	30,000.00	30,000.00	0.00%
A.7550.0425	PARADES	0.00	0.00	3,000.00	3,000.00	0.00	3,000.00	3,000.00	0.00%
A.7550.0426	FLAGS	1,150.40	1,278.33	1,800.00	1,800.00	0.00	1,800.00	1,800.00	0.00%
A.7550.0427	HOLIDAY DECORATIONS	3,203.49	0.00	3,500.00	3,500.00	0.00	3,500.00	3,500.00	0.00%
A.7550.0428	VETERANS DAY	0.00	0.00	950.00	950.00	0.00	950.00	950.00	0.00%
A.7550.0430	SUMMER ON THE AVENUE	23,990.94	20,277.88	24,000.00	26,468.00	20,652.36	24,000.00	24,000.00	0.00%
Total Group 4	**CONTRACTUAL EXPENSE**	**73,963.94**	**62,791.17**	**85,025.00**	**87,493.00**	**60,209.74**	**85,025.00**	**85,025.00**	**0.00%**
Total Dept 7550	**CELEBRATIONS**	**73,963.94**	**62,791.17**	**85,025.00**	**87,493.00**	**60,209.74**	**85,025.00**	**85,025.00**	**0.00%**

Date Prepared: 03/20/2018 02:43 PM
Report Date: 03/20/2018
Account Table: AEXP
Alt. Sort Table:

VILLAGE OF MAMARONECK
Budget Preparation Report

Fiscal Year: 2019 Period From: 1 To: 12

Prepared By: AFUSCO

Account	Description	2016 Actual	2017 Actual	Adopted 2018 Budget	Adjusted 2018 Budget	2018 Actual Per 1-12	2019 REQUESTED Stage	2019 TENTATIVE Stage	Variance To TENTATIVE Stage
Dept 8010	**BOARD OF APPEALS**								
Group 4	**CONTRACTUAL EXPENSE**								
A.8010.0403	PRINTING & STATIONERY	284.00	439.00	750.00	750.00	621.00	750.00	750.00	0.00%
A.8010.0404	POSTAGE	0.93	0.00	250.00	250.00	0.00	250.00	250.00	0.00%
A.8010.0406	TRAINING&CONFERENCE	275.00	872.00	600.00	600.00	0.00	600.00	600.00	0.00%
A.8010.0410	SUPPLIES	0.00	0.00	150.00	150.00	0.00	150.00	150.00	0.00%
A.8010.0421	CONTRACT SERVICES	3,070.00	1,100.00	2,000.00	2,000.00	3,500.00	2,000.00	2,000.00	0.00%
A.8010.0423	PUBLIC & LEGAL NOTICE	1,940.00	2,182.00	2,500.00	2,500.00	1,726.00	2,500.00	2,500.00	0.00%
Total Group 4	**CONTRACTUAL EXPENSE**	**5,569.93**	**4,593.00**	**6,250.00**	**6,250.00**	**5,847.00**	**6,250.00**	**6,250.00**	**0.00%**
Total Dept 8010	**BOARD OF APPEALS**	**5,569.93**	**4,593.00**	**6,250.00**	**6,250.00**	**5,847.00**	**6,250.00**	**6,250.00**	**0.00%**

Village of Mamaroneck

Planning Department Organizational Chart

Village Planner
Greg Cutler

VILLAGE OF MAMARONECK

Budget Preparation Report

Fiscal Year: 2019 Period From: 1 To: 12

Account	Description	2016 Actual	2017 Actual	Adopted 2018 Budget	Adjusted 2018 Budget	2018 Actual Per 1-12	2019 REQUESTED Stage	2019 TENTATIVE Stage	Variance To TENTATIVE Stage
Dept 8020	**PLANNING**								
Group 4	**CONTRACTUAL EXPENSE**								
A.8020.0403	PRINTING & STATIONERY	68.25	87.00	100.00	100.00	159.45	100.00	100.00	0.00%
A.8020.0404	POSTAGE	215.72	56.97	500.00	500.00	199.84	500.00	500.00	0.00%
A.8020.0405	MUNI DUES & SUBSCRIP	439.00	230.00	450.00	450.00	980.00	450.00	450.00	0.00%
A.8020.0406	TRAINING&CONFERENCE	1,433.91	1,910.85	850.00	850.00	430.00	850.00	850.00	0.00%
A.8020.0410	SUPPLIES	275.49	1,210.87	350.00	350.00	399.65	350.00	350.00	0.00%
A.8020.0421	CONTRACT SERVICES	52,621.17	52,825.78	59,000.00	59,000.00	41,965.26	4,000.00	4,000.00	-93.22%
A.8020.0423	PUBLIC & LEGAL NOTICE	1,046.00	634.00	1,200.00	1,200.00	732.00	1,200.00	1,200.00	0.00%
Total Group 4	**CONTRACTUAL EXPENSE**	**56,099.54**	**56,955.47**	**62,450.00**	**62,450.00**	**44,866.20**	**7,450.00**	**7,450.00**	**-88.07%**
Total Dept 8020	**PLANNING**	**56,099.54**	**56,955.47**	**62,450.00**	**62,450.00**	**44,866.20**	**7,450.00**	**7,450.00**	**-88.07%**

Date Prepared: 03/20/2018 02:43 PM
Report Date: 03/20/2018
Account Table: AEXP
Alt. Sort Table:

VILLAGE OF MAMARONECK
Budget Preparation Report

Fiscal Year: 2019 Period From: 1 To: 12

Prepared By: AFUSCO

Account	Description	2016 Actual	2017 Actual	Adopted 2018 Budget	Adjusted 2018 Budget	2018 Actual Per 1-12	2019 REQUESTED Stage	2019 TENTATIVE Stage	Variance To TENTATIVE Stage
Dept 8030	**COASTAL ZONE MGT. COMM.**								
Group 4	**CONTRACTUAL EXPENSE**								
A.8030.0421	CONTRACT SERVICES	18,278.00	9,706.65	1,000.00	1,000.00	6,070.50	8,000.00	8,000.00	700.00%
A.8030.0450	MISCELLANEOUS	29.24	85.86	400.00	400.00	140.00	400.00	400.00	0.00%
Total Group 4	**CONTRACTUAL EXPENSE**	**18,307.24**	**9,792.51**	**1,400.00**	**1,400.00**	**6,210.50**	**8,400.00**	**8,400.00**	**500.00%**
Total Dept 8030	**COASTAL ZONE MGT. COMM.**	**18,307.24**	**9,792.51**	**1,400.00**	**1,400.00**	**6,210.50**	**8,400.00**	**8,400.00**	**500.00%**

VILLAGE OF MAMARONECK
Budget Preparation Report

Fiscal Year: 2019 Period From: 1 To: 12

Account	Description	2016 Actual	2017 Actual	Adopted 2018 Budget	Adjusted 2018 Budget	2018 Actual Per 1-12	2019 REQUESTED Stage	2019 TENTATIVE Stage	Variance To TENTATIVE Stage
Dept 8120	**SANITARY SEWER SYSTEM**								
Group 1	**PERSONAL SERVICES**								
A.8120.0110	PERM.REG PERSONNEL	97,914.87	78,420.87	0.00	0.00	0.00	0.00	0.00	0.00%
A.8120.0140	OVERTIME	11,257.08	7,448.64	0.00	0.00	0.00	0.00	0.00	0.00%
Total Group 1	**PERSONAL SERVICES**	**109,171.95**	**85,869.51**	**0.00**	**0.00**	**0.00**	**0.00**	**0.00**	**0.00%**
Group 2	**EQUIPMENT & CAPITAL OUTLAY**								
A.8120.0250	UNIFORMS	725.00	824.00	0.00	0.00	0.00	0.00	0.00	0.00%
A.8120.0260	MISC. EQUIPMENT	2,247.43	2,735.96	0.00	0.00	22.49	0.00	0.00	0.00%
Total Group 2	**EQUIPMENT & CAPITAL OUTLAY**	**2,972.43**	**3,559.96**	**0.00**	**0.00**	**22.49**	**0.00**	**0.00**	**0.00%**
Group 4	**CONTRACTUAL EXPENSE**								
A.8120.0407	AUTOMOTIVE REPAIRS	3,918.65	5,000.60	0.00	0.00	0.00	0.00	0.00	0.00%
A.8120.0408	FUEL, OIL & LUBRICANTS	2,572.72	2,051.34	0.00	0.00	45.39	0.00	0.00	0.00%
A.8120.0411	MATERIALS	7,129.23	6,685.05	0.00	0.00	0.00	0.00	0.00	0.00%
A.8120.0416	UTILITIES-ELECTRIC	134.62	103.33	0.00	0.00	14.06	0.00	0.00	0.00%
A.8120.0421	CONTRACT SERVICES	42,527.75	63,301.31	0.00	0.00	0.00	0.00	0.00	0.00%
Total Group 4	**CONTRACTUAL EXPENSE**	**56,282.97**	**77,141.63**	**0.00**	**0.00**	**59.45**	**0.00**	**0.00**	**0.00%**
Total Dept 8120	**SANITARY SEWER SYSTEM**	**168,427.35**	**166,571.10**	**0.00**	**0.00**	**81.94**	**0.00**	**0.00**	**0.00%**

Date Prepared: 03/20/2018 02:43 PM
Report Date: 03/20/2018
Account Table: AEXP
Alt. Sort Table:

VILLAGE OF MAMARONECK
Budget Preparation Report

Fiscal Year: 2019 Period From: 1 To: 12

Prepared By: AFUSCO

Account	Description	2016 Actual	2017 Actual	Adopted 2018 Budget	Adjusted 2018 Budget	2018 Actual Per 1-12	2019 REQUESTED Stage	2019 TENTATIVE Stage	Variance To TENTATIVE Stage
Dept 8140	**STORM WATER MGMT**								
Group 2	**EQUIPMENT & CAPITAL OUTLAY**								
A.8140.0260	STORM WATER MGMT.MISCELLANEOUS EQUIPMENT	0.00	0.00	1,000.00	1,000.00	0.00	1,000.00	1,000.00	0.00%
Total Group 2	**EQUIPMENT & CAPITAL OUTLAY**	**0.00**	**0.00**	**1,000.00**	**1,000.00**	**0.00**	**1,000.00**	**1,000.00**	**0.00%**
Group 4	**CONTRACTUAL EXPENSE**								
A.8140.0411	STORM WATER MGMT.MATERIALS	2,500.06	0.00	2,500.00	2,500.00	0.00	2,500.00	2,500.00	0.00%
A.8140.0421	STORM WATER MGMT.CONTRACT SERVICES	0.00	0.00	105,000.00	105,000.00	232.00	115,000.00	115,000.00	9.52%
Total Group 4	**CONTRACTUAL EXPENSE**	**2,500.06**	**0.00**	**107,500.00**	**107,500.00**	**232.00**	**117,500.00**	**117,500.00**	**9.30%**
Total Dept 8140	**STORM WATER MGMT**	**2,500.06**	**0.00**	**108,500.00**	**108,500.00**	**232.00**	**118,500.00**	**118,500.00**	**9.22%**

VILLAGE OF MAMARONECK

Budget Preparation Report

Fiscal Year: 2019 Period From: 1 To: 12

Account	Description	2016 Actual	2017 Actual	Adopted 2018 Budget	Adjusted 2018 Budget	2018 Actual Per 1-12	2019 REQUESTED Stage	2019 TENTATIVE Stage	Variance To TENTATIVE Stage
Dept 8160	**SANITATION/WASTE COLLECTION**								
Group 1	**PERSONAL SERVICES**								
A.8160.0110	PERM.REG PERSONNEL	1,049,783.24	984,842.71	1,014,518.00	1,014,518.00	628,858.36	1,048,544.00	1,048,544.00	3.35%
A.8160.0140	OVERTIME	73,870.00	71,596.49	76,260.00	76,260.00	54,082.31	76,260.00	76,260.00	0.00%
Total Group 1	**PERSONAL SERVICES**	**1,123,653.24**	**1,056,439.20**	**1,090,778.00**	**1,090,778.00**	**682,940.67**	**1,124,804.00**	**1,124,804.00**	**3.12%**
Group 2	**EQUIPMENT & CAPITAL OUTLAY**								
A.8160.0250	UNIFORMS	11,086.20	12,707.82	10,500.00	10,500.00	0.00	11,225.00	11,225.00	6.90%
A.8160.0260	MISC. EQUIPMENT	0.00	0.00	900.00	900.00	0.00	900.00	900.00	0.00%
Total Group 2	**EQUIPMENT & CAPITAL OUTLAY**	**11,086.20**	**12,707.82**	**11,400.00**	**11,400.00**	**0.00**	**12,125.00**	**12,125.00**	**6.36%**
Group 4	**CONTRACTUAL EXPENSE**								
A.8160.0403	PRINTING & STATIONERY	3,814.60	5,784.00	9,500.00	9,500.00	0.00	9,500.00	9,500.00	0.00%
A.8160.0407	AUTOMOTIVE REPAIRS	109,148.77	66,098.43	76,000.00	76,000.00	78,052.19	76,000.00	76,000.00	0.00%
A.8160.0408	FUEL, OIL & LUBRICANTS	44,340.08	44,719.48	85,000.00	85,000.00	28,414.57	85,000.00	85,000.00	0.00%
A.8160.0410	SUPPLIES	9,630.57	25,653.12	17,850.00	17,850.00	5,795.39	47,850.00	47,850.00	168.07%
A.8160.0416	UTILITIES-ELECTRIC	1,953.81	1,463.53	2,850.00	2,850.00	1,342.73	2,850.00	2,850.00	0.00%
A.8160.0420	BUILDING MAINTENANCE	147.00	1,870.00	1,500.00	1,500.00	0.00	1,500.00	1,500.00	0.00%
A.8160.0421	CONTRACT SERVICES	210,470.65	237,302.70	266,325.00	266,325.00	127,857.71	266,325.00	266,325.00	0.00%
A.8160.0446	RECYCLING EXPENSES	95,324.65	61,563.98	103,500.00	114,700.00	75,879.08	103,500.00	103,500.00	0.00%
Total Group 4	**CONTRACTUAL EXPENSE**	**474,830.13**	**444,455.24**	**562,525.00**	**573,725.00**	**317,341.67**	**592,525.00**	**592,525.00**	**5.33%**
Total Dept 8160	**SANITATION/WASTE COLLECTION**	**1,609,569.57**	**1,513,602.26**	**1,664,703.00**	**1,675,903.00**	**1,000,282.34**	**1,729,454.00**	**1,729,454.00**	**3.89%**

Date Prepared: 03/20/2018 02:43 PM
Report Date: 03/20/2018
Account Table: AEXP
Alt. Sort Table:

VILLAGE OF MAMARONECK
Budget Preparation Report

Fiscal Year: 2019 Period From: 1 To: 12

Prepared By: AFUSCO

Account	Description	2016 Actual	2017 Actual	Adopted 2018 Budget	Adjusted 2018 Budget	2018 Actual Per 1-12	2019 REQUESTED Stage	2019 TENTATIVE Stage	Variance To TENTATIVE Stage
Dept 8170	**STREET CLEANING**								
Group 1	**PERSONAL SERVICES**								
A.8170.0110	PERM.REG PERSONNEL	140,428.15	170,365.88	152,254.00	152,254.00	68,360.89	148,631.00	148,631.00	-2.38%
A.8170.0140	OVERTIME	0.00	364.57	4,000.00	4,000.00	190.56	4,000.00	4,000.00	0.00%
Total Group 1	**PERSONAL SERVICES**	**140,428.15**	**170,730.45**	**156,254.00**	**156,254.00**	**68,551.45**	**152,631.00**	**152,631.00**	**-2.32%**
Group 2	**EQUIPMENT & CAPITAL OUTLAY**								
A.8170.0250	UNIFORMS	1,436.37	1,423.00	1,450.00	1,450.00	0.00	1,450.00	1,450.00	0.00%
Total Group 2	**EQUIPMENT & CAPITAL OUTLAY**	**1,436.37**	**1,423.00**	**1,450.00**	**1,450.00**	**0.00**	**1,450.00**	**1,450.00**	**0.00%**
Group 4	**CONTRACTUAL EXPENSE**								
A.8170.0407	AUTOMOTIVE REPAIRS	11,035.14	13,020.48	16,000.00	16,000.00	4,528.18	12,000.00	12,000.00	-25.00%
A.8170.0408	FUEL, OIL & LUBRICANTS	4,800.38	3,416.14	8,000.00	8,000.00	3,212.79	8,000.00	8,000.00	0.00%
A.8170.0421	CONTRACT SERVICES	23.93	1,438.24	2,500.00	2,500.00	179.30	2,500.00	2,500.00	0.00%
Total Group 4	**CONTRACTUAL EXPENSE**	**15,859.45**	**17,874.86**	**26,500.00**	**26,500.00**	**7,920.27**	**22,500.00**	**22,500.00**	**-15.09%**
Total Dept 8170	**STREET CLEANING**	**157,723.97**	**190,028.31**	**184,204.00**	**184,204.00**	**76,471.72**	**176,581.00**	**176,581.00**	**-4.14%**

VILLAGE OF MAMARONECK

Budget Preparation Report

Fiscal Year: 2019 Period From: 1 To: 12

Account	Description	2016 Actual	2017 Actual	Adopted 2018 Budget	Adjusted 2018 Budget	2018 Actual Per 1-12	2019 REQUESTED Stage	2019 TENTATIVE Stage	Variance To TENTATIVE Stage
Dept 8510	**COMMUNITY BEAUTIFICATION**								
Group 4	**CONTRACTUAL EXPENSE**								
A.8510.0410	COMMITTEE FOR THE ENVIRONMENT	1,090.94	2,556.11	2,000.00	2,000.00	300.00	2,000.00	2,000.00	0.00%
A.8510.0421	CONTRACT SERVICES	22.40	0.00	0.00	0.00	0.00	0.00	0.00	0.00%
Total Group 4	**CONTRACTUAL EXPENSE**	**1,113.34**	**2,556.11**	**2,000.00**	**2,000.00**	**300.00**	**2,000.00**	**2,000.00**	**0.00%**
Total Dept 8510	**COMMUNITY BEAUTIFICATION**	**1,113.34**	**2,556.11**	**2,000.00**	**2,000.00**	**300.00**	**2,000.00**	**2,000.00**	**0.00%**

Date Prepared: 03/20/2018 02:43 PM
Report Date: 03/20/2018
Account Table: AEXP
Alt. Sort Table:

VILLAGE OF MAMARONECK
Budget Preparation Report

Fiscal Year: 2019 Period From: 1 To: 12

Prepared By: AFUSCO

Account	Description	2016 Actual	2017 Actual	Adopted 2018 Budget	Adjusted 2018 Budget	2018 Actual Per 1-12	2019 REQUESTED Stage	2019 TENTATIVE Stage	Variance To TENTATIVE Stage
Dept 8560	**SHADE TREES**								
Group 4	**CONTRACTUAL EXPENSE**								
A.8560.0413	TREE REFORESTATION	54,544.31	38,966.80	59,000.00	59,575.00	19,675.00	59,000.00	59,000.00	0.00%
A.8560.0421	CONTRACT SERVICES	103,871.74	58,530.75	79,000.00	102,193.00	164,386.93	79,000.00	79,000.00	0.00%
Total Group 4	**CONTRACTUAL EXPENSE**	**158,416.05**	**97,497.55**	**138,000.00**	**161,768.00**	**184,061.93**	**138,000.00**	**138,000.00**	**0.00%**
Total Dept 8560	**SHADE TREES**	**158,416.05**	**97,497.55**	**138,000.00**	**161,768.00**	**184,061.93**	**138,000.00**	**138,000.00**	**0.00%**

VILLAGE OF MAMARONECK

Budget Preparation Report

Fiscal Year: 2019 Period From: 1 To: 12

Account	Description	2016 Actual	2017 Actual	Adopted 2018 Budget	Adjusted 2018 Budget	2018 Actual Per 1-12	2019 REQUESTED Stage	2019 TENTATIVE Stage	Variance To TENTATIVE Stage
Dept 8611	**EMERGENCY TENANTS PROTECT**								
Group 4	**CONTRACTUAL EXPENSE**								
A.8611.0421	CONTRACT SERVICES	0.00	10,320.00	6,300.00	6,300.00	0.00	6,300.00	6,300.00	0.00%
Total Group 4	**CONTRACTUAL EXPENSE**	**0.00**	**10,320.00**	**6,300.00**	**6,300.00**	**0.00**	**6,300.00**	**6,300.00**	**0.00%**
Total Dept 8611	**EMERGENCY TENANTS PROTECT**	**0.00**	**10,320.00**	**6,300.00**	**6,300.00**	**0.00**	**6,300.00**	**6,300.00**	**0.00%**

Date Prepared: 03/20/2018 02:43 PM
Report Date: 03/20/2018
Account Table: AEXP
Alt. Sort Table:

VILLAGE OF MAMARONECK
Budget Preparation Report

Fiscal Year: 2019 Period From: 1 To: 12

Prepared By: AFUSCO

Account	Description	2016 Actual	2017 Actual	Adopted 2018 Budget	Adjusted 2018 Budget	2018 Actual Per 1-12	2019 REQUESTED Stage	2019 TENTATIVE Stage	Variance To TENTATIVE Stage
Dept 9010	**NYS EMPLOYYES RETIREMENT**								
Group 8	**EMPLOYEE BENEFITS**								
A.9010.0800	NYS EMPLOYEES PENSION CONTRIB.	1,171,486.48	982,400.28	1,069,000.00	1,069,000.00	1,099,896.00	1,091,932.00	1,091,932.00	2.15%
Total Group 8	**EMPLOYEE BENEFITS**	**1,171,486.48**	**982,400.28**	**1,069,000.00**	**1,069,000.00**	**1,099,896.00**	**1,091,932.00**	**1,091,932.00**	**2.15%**
Total Dept 9010	**NYS EMPLOYYES RETIREMENT**	**1,171,486.48**	**982,400.28**	**1,069,000.00**	**1,069,000.00**	**1,099,896.00**	**1,091,932.00**	**1,091,932.00**	**2.15%**

VILLAGE OF MAMARONECK

Budget Preparation Report

Fiscal Year: 2019 Period From: 1 To: 12

Account	Description	2016 Actual	2017 Actual	Adopted 2018 Budget	Adjusted 2018 Budget	2018 Actual Per 1-12	2019 REQUESTED Stage	2019 TENTATIVE Stage	Variance To TENTATIVE Stage
Dept 9015	**POLICE & FIRE RETIREMENT**								
Group 8	**EMPLOYEE BENEFITS**								
A.9015.0800	POLICE RETIREMENT CONTRIBUTION	1,676,439.18	1,424,926.42	1,550,000.00	1,550,000.00	1,599,645.00	1,583,721.00	1,583,721.00	2.18%
Total Group 8	**EMPLOYEE BENEFITS**	**1,676,439.18**	**1,424,926.42**	**1,550,000.00**	**1,550,000.00**	**1,599,645.00**	**1,583,721.00**	**1,583,721.00**	**2.18%**
Total Dept 9015	**POLICE & FIRE RETIREMENT**	**1,676,439.18**	**1,424,926.42**	**1,550,000.00**	**1,550,000.00**	**1,599,645.00**	**1,583,721.00**	**1,583,721.00**	**2.18%**

Date Prepared: 03/20/2018 02:43 PM
Report Date: 03/20/2018
Account Table: AEXP
Alt. Sort Table:

VILLAGE OF MAMARONECK
Budget Preparation Report

Fiscal Year: 2019 Period From: 1 To: 12

Prepared By: AFUSCO

Account	Description	2016 Actual	2017 Actual	Adopted 2018 Budget	Adjusted 2018 Budget	2018 Actual Per 1-12	2019 REQUESTED Stage	2019 TENTATIVE Stage	Variance To TENTATIVE Stage
Dept 9030	**SOCIAL SECURITY**								
Group 8	**EMPLOYEE BENEFITS**								
A.9030.0801	F.I.C.A. & MEDICARE	1,004,641.23	1,033,719.68	1,103,638.00	1,103,638.00	708,710.63	1,325,638.00	1,325,638.00	20.12%
Total Group 8	**EMPLOYEE BENEFITS**	**1,004,641.23**	**1,033,719.68**	**1,103,638.00**	**1,103,638.00**	**708,710.63**	**1,325,638.00**	**1,325,638.00**	**20.12%**
Total Dept 9030	**SOCIAL SECURITY**	**1,004,641.23**	**1,033,719.68**	**1,103,638.00**	**1,103,638.00**	**708,710.63**	**1,325,638.00**	**1,325,638.00**	**20.12%**

VILLAGE OF MAMARONECK

Budget Preparation Report

Fiscal Year: 2019 Period From: 1 To: 12

Account	Description	2016 Actual	2017 Actual	Adopted 2018 Budget	Adjusted 2018 Budget	2018 Actual Per 1-12	2019 REQUESTED Stage	2019 TENTATIVE Stage	Variance To TENTATIVE Stage
Dept 9035	**MTA TAX**								
Group 8	**EMPLOYEE BENEFITS**								
A.9035.0800	MTA PAYROLL TAX	45,328.24	47,599.25	50,000.00	50,000.00	32,599.33	50,000.00	50,000.00	0.00%
Total Group 8	**EMPLOYEE BENEFITS**	**45,328.24**	**47,599.25**	**50,000.00**	**50,000.00**	**32,599.33**	**50,000.00**	**50,000.00**	**0.00%**
Total Dept 9035	**MTA TAX**	**45,328.24**	**47,599.25**	**50,000.00**	**50,000.00**	**32,599.33**	**50,000.00**	**50,000.00**	**0.00%**

Date Prepared: 03/20/2018 02:43 PM
Report Date: 03/20/2018
Account Table: AEXP
Alt. Sort Table:

VILLAGE OF MAMARONECK

Budget Preparation Report

Fiscal Year: 2019 Period From: 1 To: 12

Prepared By: AFUSCO

Account	Description	2016 Actual	2017 Actual	Adopted 2018 Budget	Adjusted 2018 Budget	2018 Actual Per 1-12	2019 REQUESTED Stage	2019 TENTATIVE Stage	Variance To TENTATIVE Stage
Dept 9040	**WORKERS' COMPENSATION**								
Group 8	**EMPLOYEE BENEFITS**								
A.9040.0801	WORKERS COMPENSATION. WOKRERS COMPENSATION	33,138.25	33,116.38	35,000.00	35,000.00	25,317.10	35,000.00	35,000.00	0.00%
A.9040.0802	WORKERS' COMPENSATION	332.00	1,196.00	0.00	0.00	0.00	0.00	0.00	0.00%
A.9040.0803	WORKERS COMPENSATION	999,277.00	1,263,703.00	1,246,672.00	1,246,672.00	1,222,526.00	1,192,672.00	1,192,672.00	-4.33%
Total Group 8	**EMPLOYEE BENEFITS**	**1,032,747.25**	**1,298,015.38**	**1,281,672.00**	**1,281,672.00**	**1,247,843.10**	**1,227,672.00**	**1,227,672.00**	**-4.21%**
Total Dept 9040	**WORKERS' COMPENSATION**	**1,032,747.25**	**1,298,015.38**	**1,281,672.00**	**1,281,672.00**	**1,247,843.10**	**1,227,672.00**	**1,227,672.00**	**-4.21%**

VILLAGE OF MAMARONECK

Budget Preparation Report

Fiscal Year: 2019 Period From: 1 To: 12

Account	Description	2016 Actual	2017 Actual	Adopted 2018 Budget	Adjusted 2018 Budget	2018 Actual Per 1-12	2019 REQUESTED Stage	2019 TENTATIVE Stage	Variance To TENTATIVE Stage
Dept 9045	**LIFE INSURANCE**								
Group 8	**EMPLOYEE BENEFITS**								
A.9045.0805	GROUP LIFE INSURANCE	5,407.01	8,177.00	8,900.00	8,900.00	3,696.00	8,900.00	8,900.00	0.00%
Total Group 8	**EMPLOYEE BENEFITS**	**5,407.01**	**8,177.00**	**8,900.00**	**8,900.00**	**3,696.00**	**8,900.00**	**8,900.00**	**0.00%**
Total Dept 9045	**LIFE INSURANCE**	**5,407.01**	**8,177.00**	**8,900.00**	**8,900.00**	**3,696.00**	**8,900.00**	**8,900.00**	**0.00%**

Date Prepared: 03/20/2018 02:43 PM
Report Date: 03/20/2018
Account Table: AEXP
Alt. Sort Table:

VILLAGE OF MAMARONECK
Budget Preparation Report

Fiscal Year: 2019 Period From: 1 To: 12

Prepared By: AFUSCO

Account	Description	2016 Actual	2017 Actual	Adopted 2018 Budget	Adjusted 2018 Budget	2018 Actual Per 1-12	2019 REQUESTED Stage	2019 TENTATIVE Stage	Variance To TENTATIVE Stage
Dept 9050	**UNEMPLOYMENT INSURANCE**								
Group 8	**EMPLOYEE BENEFITS**								
A.9050.0806	UNEMPLOYMENT INSURANCE	49,182.51	30,556.99	50,000.00	50,000.00	27,199.10	45,000.00	45,000.00	-10.00%
Total Group 8	**EMPLOYEE BENEFITS**	**49,182.51**	**30,556.99**	**50,000.00**	**50,000.00**	**27,199.10**	**45,000.00**	**45,000.00**	**-10.00%**
Total Dept 9050	**UNEMPLOYMENT INSURANCE**	**49,182.51**	**30,556.99**	**50,000.00**	**50,000.00**	**27,199.10**	**45,000.00**	**45,000.00**	**-10.00%**

VILLAGE OF MAMARONECK

Budget Preparation Report

Fiscal Year: 2019 Period From: 1 To: 12

Account	Description	2016 Actual	2017 Actual	Adopted 2018 Budget	Adjusted 2018 Budget	2018 Actual Per 1-12	2019 REQUESTED Stage	2019 TENTATIVE Stage	Variance To TENTATIVE Stage
Dept 9055	**DISABILITY INSURANCE**								
Group 8	**EMPLOYEE BENEFITS**								
A.9055.0803	DISABILITY INSURANCE	0.00	154.97	3,000.00	3,000.00	0.00	3,000.00	3,000.00	0.00%
Total Group 8	**EMPLOYEE BENEFITS**	**0.00**	**154.97**	**3,000.00**	**3,000.00**	**0.00**	**3,000.00**	**3,000.00**	**0.00%**
Total Dept 9055	**DISABILITY INSURANCE**	**0.00**	**154.97**	**3,000.00**	**3,000.00**	**0.00**	**3,000.00**	**3,000.00**	**0.00%**

Date Prepared: 03/20/2018 02:43 PM
Report Date: 03/20/2018
Account Table: AEXP
Alt. Sort Table:

VILLAGE OF MAMARONECK
Budget Preparation Report

Fiscal Year: 2019 Period From: 1 To: 12

Prepared By: AFUSCO

Account	Description	2016 Actual	2017 Actual	Adopted 2018 Budget	Adjusted 2018 Budget	2018 Actual Per 1-12	2019 REQUESTED Stage	2019 TENTATIVE Stage	Variance To TENTATIVE Stage
Dept 9060	**HOSPITAL & MEDICAL INS.**								
Group 8	**EMPLOYEE BENEFITS**								
A.9060.0804	HOSPITAL & MEDICAL INSURANCE	3,690,801.89	4,115,983.24	3,904,835.00	3,904,835.00	3,433,152.95	4,529,633.00	4,529,633.00	16.00%
A.9060.0804.0001	MEDICARE REIMBURSEMENT	0.00	365.40	280,000.00	280,000.00	62,752.20	280,000.00	280,000.00	0.00%
A.9060.0804.0003	PAYMENTS IN-LIEU OF HEALTH INSURANCE	0.00	0.00	77,000.00	77,000.00	0.00	77,000.00	77,000.00	0.00%
Total Group 8	**EMPLOYEE BENEFITS**	**3,690,801.89**	**4,116,348.64**	**4,261,835.00**	**4,261,835.00**	**3,495,905.15**	**4,886,633.00**	**4,886,633.00**	**14.66%**
Total Dept 9060	**HOSPITAL & MEDICAL INS.**	**3,690,801.89**	**4,116,348.64**	**4,261,835.00**	**4,261,835.00**	**3,495,905.15**	**4,886,633.00**	**4,886,633.00**	**14.66%**

VILLAGE OF MAMARONECK

Budget Preparation Report

Fiscal Year: 2019 Period From: 1 To: 12

Account	Description	2016 Actual	2017 Actual	Adopted 2018 Budget	Adjusted 2018 Budget	2018 Actual Per 1-12	2019 REQUESTED Stage	2019 TENTATIVE Stage	Variance To TENTATIVE Stage
Dept 9070	**DENTAL INSURANCE**								
Group 8	**EMPLOYEE BENEFITS**								
A.9070.0807	DENTAL INSURANCE	107,904.37	126,353.15	110,000.00	110,000.00	102,056.28	110,000.00	110,000.00	0.00%
Total Group 8	**EMPLOYEE BENEFITS**	**107,904.37**	**126,353.15**	**110,000.00**	**110,000.00**	**102,056.28**	**110,000.00**	**110,000.00**	**0.00%**
Total Dept 9070	**DENTAL INSURANCE**	**107,904.37**	**126,353.15**	**110,000.00**	**110,000.00**	**102,056.28**	**110,000.00**	**110,000.00**	**0.00%**

Date Prepared: 03/20/2018 02:43 PM
Report Date: 03/20/2018
Account Table: AEXP
Alt. Sort Table:

VILLAGE OF MAMARONECK
Budget Preparation Report

Fiscal Year: 2019 Period From: 1 To: 12

Prepared By: AFUSCO

Account	Description	2016 Actual	2017 Actual	Adopted 2018 Budget	Adjusted 2018 Budget	2018 Actual Per 1-12	2019 REQUESTED Stage	2019 TENTATIVE Stage	Variance To TENTATIVE Stage
Dept 9075	**OPTICAL INSURANCE**								
Group 8	**EMPLOYEE BENEFITS**								
A.9075.0808	OPTICAL INSURANCE	25,755.40	28,794.22	26,000.00	26,000.00	20,956.74	26,000.00	26,000.00	0.00%
Total Group 8	**EMPLOYEE BENEFITS**	**25,755.40**	**28,794.22**	**26,000.00**	**26,000.00**	**20,956.74**	**26,000.00**	**26,000.00**	**0.00%**
Total Dept 9075	**OPTICAL INSURANCE**	**25,755.40**	**28,794.22**	**26,000.00**	**26,000.00**	**20,956.74**	**26,000.00**	**26,000.00**	**0.00%**

VILLAGE OF MAMARONECK

Budget Preparation Report

Fiscal Year: 2019 Period From: 1 To: 12

Account	Description	2016 Actual	2017 Actual	Adopted 2018 Budget	Adjusted 2018 Budget	2018 Actual Per 1-12	2019 REQUESTED Stage	2019 TENTATIVE Stage	Variance To TENTATIVE Stage
Dept 9080	**OTHER BENEFITS**								
Group 8	**EMPLOYEE BENEFITS**								
A.9080.0112	SICK LEAVE INC. PROGRAM	64,950.00	79,050.00	73,000.00	73,000.00	89,200.00	89,000.00	89,000.00	21.92%
A.9080.0808	OPTICAL/WELFARE FUND	91,794.06	86,770.85	88,000.00	88,000.00	74,333.30	88,000.00	88,000.00	0.00%
Total Group 8	**EMPLOYEE BENEFITS**	**156,744.06**	**165,820.85**	**161,000.00**	**161,000.00**	**163,533.30**	**177,000.00**	**177,000.00**	**9.94%**
Total Dept 9080	**OTHER BENEFITS**	**156,744.06**	**165,820.85**	**161,000.00**	**161,000.00**	**163,533.30**	**177,000.00**	**177,000.00**	**9.94%**

Date Prepared: 03/20/2018 02:43 PM
Report Date: 03/20/2018
Account Table: AEXP
Alt. Sort Table:

VILLAGE OF MAMARONECK
Budget Preparation Report

Fiscal Year: 2019 Period From: 1 To: 12

Prepared By: AFUSCO

Account	Description	2016 Actual	2017 Actual	Adopted 2018 Budget	Adjusted 2018 Budget	2018 Actual Per 1-12	2019 REQUESTED Stage	2019 TENTATIVE Stage	Variance To TENTATIVE Stage
Dept 9710	**SERIAL BONDS**								
Group 6	**PRINCIPAL ON INDEBTEDNESS**								
A.9710.0600	SERIAL BONDS.PRINCIPAL	1,664,802.51	1,577,126.00	1,682,248.00	1,682,248.00	1,682,246.00	1,752,006.00	1,752,006.00	4.15%
Total Group 6	**PRINCIPAL ON INDEBTEDNESS**	**1,664,802.51**	**1,577,126.00**	**1,682,248.00**	**1,682,248.00**	**1,682,246.00**	**1,752,006.00**	**1,752,006.00**	**4.15%**
Group 7	**INTEREST ON INDEBTEDNESS**								
A.9710.0700	SERIAL BONDS.INTEREST	1,114,795.95	1,008,338.70	988,720.00	988,720.00	1,002,919.25	909,947.00	909,947.00	-7.97%
Total Group 7	**INTEREST ON INDEBTEDNESS**	**1,114,795.95**	**1,008,338.70**	**988,720.00**	**988,720.00**	**1,002,919.25**	**909,947.00**	**909,947.00**	**-7.97%**
Total Dept 9710	**SERIAL BONDS**	**2,779,598.46**	**2,585,464.70**	**2,670,968.00**	**2,670,968.00**	**2,685,165.25**	**2,661,953.00**	**2,661,953.00**	**-0.34%**

VILLAGE OF MAMARONECK

Budget Preparation Report

Fiscal Year: 2019 Period From: 1 To: 12

Account	Description	2016 Actual	2017 Actual	Adopted 2018 Budget	Adjusted 2018 Budget	2018 Actual Per 1-12	2019 REQUESTED Stage	2019 TENTATIVE Stage	Variance To TENTATIVE Stage
Dept 9730	**BOND ANTICIPATION NOTES**								
Group 6	**PRINCIPAL ON INDEBTEDNESS**								
A.9730.0600	PRINCIPAL	372,832.00	354,855.00	0.00	0.00	0.00	0.00	0.00	0.00%
Total Group 6	**PRINCIPAL ON INDEBTEDNESS**	**372,832.00**	**354,855.00**	**0.00**	**0.00**	**0.00**	**0.00**	**0.00**	**0.00%**
Group 7	**INTEREST ON INDEBTEDNESS**								
A.9730.0700	INTEREST	51,366.30	71,258.60	0.00	0.00	0.00	45,577.00	45,577.00	100.00%
Total Group 7	**INTEREST ON INDEBTEDNESS**	**51,366.30**	**71,258.60**	**0.00**	**0.00**	**0.00**	**45,577.00**	**45,577.00**	**100.00%**
Total Dept 9730	**BOND ANTICIPATION NOTES**	**424,198.30**	**426,113.60**	**0.00**	**0.00**	**0.00**	**45,577.00**	**45,577.00**	**100.00%**

Date Prepared: 03/20/2018 02:43 PM
Report Date: 03/20/2018
Account Table: AEXP
Alt. Sort Table:

VILLAGE OF MAMARONECK
Budget Preparation Report

Fiscal Year: 2019 Period From: 1 To: 12

Prepared By: AFUSCO

Account	Description	2016 Actual	2017 Actual	Adopted 2018 Budget	Adjusted 2018 Budget	2018 Actual Per 1-12	2019 REQUESTED Stage	2019 TENTATIVE Stage	Variance To TENTATIVE Stage
Dept 9740	**CAPITAL LEASE**								
Group 6	**PRINCIPAL ON INDEBTEDNESS**								
A.9740.0600	CAPITAL LEASE.PRINCIPAL	175,226.56	0.00	0.00	0.00	0.00	0.00	0.00	0.00%
Total Group 6	**PRINCIPAL ON INDEBTEDNESS**	**175,226.56**	**0.00**	**0.00**	**0.00**	**0.00**	**0.00**	**0.00**	**0.00%**
Group 7	**INTEREST ON INDEBTEDNESS**								
A.9740.0700	CAPITAL LEASE.INTEREST	2,695.12	0.00	0.00	0.00	0.00	0.00	0.00	0.00%
Total Group 7	**INTEREST ON INDEBTEDNESS**	**2,695.12**	**0.00**	**0.00**	**0.00**	**0.00**	**0.00**	**0.00**	**0.00%**
Total Dept 9740	**CAPITAL LEASE**	**177,921.68**	**0.00**	**0.00**	**0.00**	**0.00**	**0.00**	**0.00**	**0.00%**

VILLAGE OF MAMARONECK

Budget Preparation Report

Fiscal Year: 2019 Period From: 1 To: 12

Account	Description	2016 Actual	2017 Actual	Adopted 2018 Budget	Adjusted 2018 Budget	2018 Actual Per 1-12	2019 REQUESTED Stage	2019 TENTATIVE Stage	Variance To TENTATIVE Stage
Dept 9950	**INTERFUND TRANSFERS**								
Group 9	**TRANSFERS**								
A.9950.0904	TRANSFER - CAPITAL FUND	0.00	329,905.04	70,000.00	70,000.00	294,842.00	0.00	0.00	-100.00%
A.9950.0930	TRANSFER - SEWER FUND	0.00	0.00	184,862.00	184,862.00	184,862.00	283,364.00	283,364.00	53.28%
Total Group 9	**TRANSFERS**	**0.00**	**329,905.04**	**254,862.00**	**254,862.00**	**479,704.00**	**283,364.00**	**283,364.00**	**11.18%**
Total Dept 9950	**INTERFUND TRANSFERS**	**0.00**	**329,905.04**	**254,862.00**	**254,862.00**	**479,704.00**	**283,364.00**	**283,364.00**	**11.18%**
Total Fund A	**GENERAL FUND**	**33,348,829.02**	**34,060,882.54**	**35,264,509.00**	**35,668,428.41**	**27,209,062.03**	**36,644,232.00**	**36,644,232.00**	**3.91%**
Grand Total		**33,348,829.02**	**34,060,882.54**	**35,264,509.00**	**35,668,428.41**	**27,209,062.03**	**36,644,232.00**	**36,644,232.00**	**3.91%**

NOTE: One or more accounts may not be printed due to Account Table restrictions.

Section 2
General Fund
Revenues

VILLAGE OF MAMARONECK, NEW YORK
GENERAL FUND
ANNUAL BUDGET
FOR FISCAL YEAR ENDING MAY 31, 2019

Revenues

The primary municipally-generated revenues include, in order of amount, Real Property Tax, Sales Tax, and Mortgage Tax.

Real Property Tax – The Village is responsible for levying taxes for the Village and Library. The Village property tax levying powers, other than for debt service and certain other purposes, are limited by the State Constitution to two percent of the five year average full valuation of taxable real property of the Village.

The Village assesses properties using the New York State Office of Real Property Services equalization rate, while the Village Board sets the property tax rate. Applying the Village tax rate to the total NYS total assessed property value determines the amount of the tax warrant.

Property taxes become payable upon levy of such taxes by the Village Board. Taxes are payable in two equal installments, usually in June and December. Penalties are assessed for delinquencies at a rate of 15% per annum.

The General Fund accounts for the full receipt of the tax levy, including the portion of the levy raised for the Library. The total assessed valuation roll for the Village tax purposes partially exempts certain properties (owned and occupied by veterans). All provisions for uncollected taxes are charged against the general Village budget. The Library receives its tax levy for operations in two installments from the Village.

Sales Tax – Currently a 7.375% sales tax is imposed on all retail sales in the Village. Revenues from that tax are apportioned 4.00% to the State, .375% to the Metropolitan Transportation Authority, 1.5% to the County, .350% local county share .1% to local government and .167 local school share.

Mortgage Tax - The Village currently receives 1.5% of the gross sale amount from the seller upon the transfer of real property. For cooperative apartments, the tax is imposed only when a building converts to co-op use, not when individual units are offered for sale.

VILLAGE OF MAMARONECK

Budget Preparation Report

Fiscal Year: 2019 Period From: 1 To: 12

Account Item Type Sub	Description	2016 Actual	2017 Actual	Adopted 2018 Budget	Adjusted 2018 Budget	2018 Actual Per 1-12	2019 REQUESTED Stage	2019 TENTATIVE Stage	Variance To TENTATIVE Stage
Rev Div 000105	**OTHER TAX ITEMS**								
A.0100.1050	PRIOR YEARS UNCOLL TAXES	0.00	30,920.43	12,500.00	12,500.00	0.00	**12,500.00**	**12,500.00**	0.00%
A.0100.1081	PAYMENTS IN LIEU OF TAXES								
10 SRN CORP. PER AGREEMENT				25,000.00			25,000.00	25,000.00	
20 MAMARONECK TWRS				21,866.00			22,318.00	22,318.00	
		46,332.76	46,633.86	46,866.00	46,866.00	25,000.00	**47,318.00**	**47,318.00**	0.96%
A.0100.1090	INT & PENALTIES PROP TAX	163,620.41	229,451.40	120,200.00	120,200.00	124,604.10	**150,000.00**	**150,000.00**	24.79%
Total Rev Div 000105	**OTHER TAX ITEMS**	**209,953.17**	**307,005.69**	**179,566.00**	**179,566.00**	**149,604.10**	**209,818.00**	**209,818.00**	**16.85%**
Rev Div 000110	**NON-PROPERTY TAXES**								
A.0110.1113	TAX ON HOTEL ROOM OCCUPANCY	0.00	0.00	0.00	0.00	0.00	**25,000.00**	**25,000.00**	100.00%
A.0110.1120	SALES TAX DISTRIBUTION								
10 QUARTERLY SALES TAX DISTRIBUTION				2,760,000.00			2,800,000.00	2,800,000.00	
		2,756,615.00	2,794,664.00	2,760,000.00	2,760,000.00	2,200,088.00	**2,800,000.00**	**2,800,000.00**	1.45%
A.0110.1131	UTILITIES GROSS RECPT TAX	303,195.38	299,039.27	300,000.00	300,000.00	238,503.37	**300,000.00**	**300,000.00**	0.00%
Total Rev Div 000110	**NON-PROPERTY TAXES**	**3,059,810.38**	**3,093,703.27**	**3,060,000.00**	**3,060,000.00**	**2,438,591.37**	**3,125,000.00**	**3,125,000.00**	**2.12%**
Rev Div 000120	**DEPARTMENTAL INCOME**								
A.0120.1231	CLERK TREASURERS FEES	2,933.73	2,180.40	3,000.00	3,000.00	14,991.13	**3,000.00**	**3,000.00**	0.00%
A.0120.1240	PROJECT ENGINEERING FEES	0.00	0.00	1,200.00	1,200.00	0.00	**1,200.00**	**1,200.00**	0.00%
Total Rev Div 000120	**DEPARTMENTAL INCOME**	**2,933.73**	**2,180.40**	**4,200.00**	**4,200.00**	**14,991.13**	**4,200.00**	**4,200.00**	**0.00%**
Rev Div 000150	**PUBLIC SAFETY**								
A.0150.1520	POLICE FEES	1,063.51	956.02	1,200.00	1,200.00	1,004.00	**1,200.00**	**1,200.00**	0.00%
A.0150.1570	ALARM PERMIT FEES	37,847.00	38,587.00	60,000.00	60,000.00	64,114.00	**70,000.00**	**70,000.00**	16.67%

Date Prepared: 03/20/2018 12:27 PM
Report Date: 03/20/2018
Account Table: AREV
Alt. Sort Table:

VILLAGE OF MAMARONECK
Budget Preparation Report

Fiscal Year: 2019 Period From: 1 To: 12

Prepared By: AFUSCO

Account Item Type Sub	Description	2016 Actual	2017 Actual	Adopted 2018 Budget	Adjusted 2018 Budget	2018 Actual Per 1-12	2019 REQUESTED Stage	2019 TENTATIVE Stage	Variance To TENTATIVE Stage
Rev Div 000150	**PUBLIC SAFETY**								
A.0150.1590	POLICE TRAFFIC DETAIL REIMBURSEMENT	101,530.00	89,255.87	130,000.00	130,000.00	217,050.21	**130,000.00**	**130,000.00**	0.00%
Total Rev Div 000150	**PUBLIC SAFETY**	**140,440.51**	**128,798.89**	**191,200.00**	**191,200.00**	**282,168.21**	**201,200.00**	**201,200.00**	**5.23%**
Rev Div 000160	**HEALTH**								
A.0160.1603	VITAL STATISTICS FEES	10,892.00	11,050.00	10,000.00	10,000.00	8,900.00	**10,000.00**	**10,000.00**	0.00%
Total Rev Div 000160	**HEALTH**	**10,892.00**	**11,050.00**	**10,000.00**	**10,000.00**	**8,900.00**	**10,000.00**	**10,000.00**	**0.00%**
Rev Div 000170	**TRANSPORTATION**								
A.0170.1721	"RR"RESIDENT COMMUTER PERMITS-RESIDENT	185,658.19	183,675.80	200,000.00	200,000.00	180,680.00	**216,000.00**	**216,000.00**	8.00%
A.0170.1722	"NRR"NON-RESIDENT COMMUTER PARKING	43,131.39	54,920.20	32,000.00	32,000.00	47,768.40	**50,000.00**	**50,000.00**	56.25%
A.0170.1723	"GP"OFF-STREET PARKING PERMITS	43,060.37	37,289.00	43,000.00	43,000.00	44,870.40	**45,000.00**	**45,000.00**	4.65%
A.0170.1724	"GPON" PARKING	60,886.26	49,423.85	40,000.00	40,000.00	54,357.80	**65,000.00**	**65,000.00**	62.50%
A.0170.1725	"ON"OVERNIGHT RESIDENT PARKING PERMITS	1,811.00	1,332.00	1,600.00	1,600.00	4,421.00	**3,000.00**	**3,000.00**	87.50%
A.0170.1726	"GPI"GENERAL PARKING INDUSTRIAL AREA	3,080.00	3,329.00	2,150.00	2,150.00	4,626.00	**5,000.00**	**5,000.00**	132.56%
A.0170.1727	"CV"CONTINENTAL VIEW PARKING	9,798.20	8,870.40	9,100.00	9,100.00	7,763.00	**7,200.00**	**7,200.00**	-20.88%
A.0170.1728	"RP" REGATTA AFFORDABLE UNIT PERMITS	2,300.00	3,545.00	1,750.00	1,750.00	1,325.00	**4,000.00**	**4,000.00**	128.57%
A.0170.1729.0010	PARKING DAILY								
60 HARBOR ISLAND PARKING				106,000.00			115,000.00	115,000.00	
		107,760.72	112,000.50	106,000.00	106,000.00	128,937.90	**115,000.00**	**115,000.00**	8.49%

VILLAGE OF MAMARONECK
Budget Preparation Report

Fiscal Year: 2019 Period From: 1 To: 12

Account Item Type Sub	Description	2016 Actual	2017 Actual	Adopted 2018 Budget	Adjusted 2018 Budget	2018 Actual Per 1-12	2019 REQUESTED Stage	2019 TENTATIVE Stage	Variance To TENTATIVE Stage
Rev Div 000170	**TRANSPORTATION**								
A.0170.1729.0020	PARKING SEASONAL PERMIT	321.00	5,000.00	0.00	0.00	3,500.00	**5,000.00**	**5,000.00**	100.00%
A.0170.1740	ON-STREET METER FEES	455,079.16	673,483.27	520,000.00	520,000.00	511,517.81	**600,000.00**	**600,000.00**	15.38%
A.0170.1741	ON-STREET METER KEYS	11,013.00	8,312.25	8,000.00	8,000.00	8,086.50	**5,000.00**	**5,000.00**	-37.50%
Total Rev Div 000170	**TRANSPORTATION**	**923,899.29**	**1,141,181.27**	**963,600.00**	**963,600.00**	**997,853.81**	**1,120,200.00**	**1,120,200.00**	**16.25%**
Rev Div 000200	**CULTURE & RECREATION**								
A.0200.2001.0008	BLOCK PARTIES AND OTHER EVENTS	10,796.00	2,517.09	2,500.00	2,500.00	6,903.75	**6,000.00**	**6,000.00**	140.00%
A.0200.2001.0010	AEROBICS CLASSES								
90 AEROBICS CLASSES				4,900.00			2,600.00	2,600.00	
		14,289.52	6,353.80	4,900.00	4,900.00	2,676.00	**2,600.00**	**2,600.00**	-46.94%
A.0200.2001.0020	BALLET CLASSES	0.00	0.00	900.00	900.00	0.00	**0.00**	**0.00**	-100.00%
A.0200.2001.0030	BASKETBALL	0.00	0.00	1,500.00	1,500.00	0.00	**0.00**	**0.00**	-100.00%
A.0200.2001.0035	BEACH VOLLEYBALL - SEASON	20,284.30	36,986.75	26,800.00	26,800.00	(3,330.00)	**27,000.00**	**27,000.00**	0.75%
A.0200.2001.0060	PARK RENTAL FEES	5,850.00	5,975.00	5,000.00	5,000.00	9,265.00	**9,265.00**	**9,265.00**	85.30%
A.0200.2001.0070	FIELD MAINTENANCE FEES	0.00	0.00	75,000.00	75,000.00	47,079.50	**47,000.00**	**47,000.00**	-37.33%
A.0200.2001.0090	BEACH VENDING	0.00	520.32	900.00	900.00	15.00	**0.00**	**0.00**	-100.00%
A.0200.2001.0110	SOCCER CLINIC	(908.00)	0.00	7,000.00	7,000.00	1,657.07	**0.00**	**0.00**	-100.00%
A.0200.2001.0120	SOFTBALL SUMMER	27,000.00	29,700.00	31,200.00	31,200.00	0.00	**31,000.00**	**31,000.00**	-0.64%
A.0200.2001.0130	SOFTBALL FALL	11,900.00	16,000.00	13,000.00	13,000.00	16,058.80	**16,000.00**	**16,000.00**	23.08%
A.0200.2001.0140	TURKEY TROT	28,875.17	37,258.00	35,000.00	35,000.00	38,583.00	**38,500.00**	**38,500.00**	10.00%
A.0200.2001.0141	SPOOKTACULAR	0.00	0.00	0.00	0.00	500.00	**500.00**	**500.00**	100.00%

Date Prepared: 03/20/2018 12:27 PM
Report Date: 03/20/2018
Account Table: AREV
Alt. Sort Table:

VILLAGE OF MAMARONECK
Budget Preparation Report

Fiscal Year: 2019 Period From: 1 To: 12

Prepared By: AFUSCO

Account Item Type Sub	Description	2016 Actual	2017 Actual	Adopted 2018 Budget	Adjusted 2018 Budget	2018 Actual Per 1-12	2019 REQUESTED Stage	2019 TENTATIVE Stage	Variance To TENTATIVE Stage
Rev Div 000200	**CULTURE & RECREATION**								
A.0200.2001.0142	TREE LIGHTING SOCIAL SPONSORSHIP	0.00	0.00	600.00	600.00	690.00	**600.00**	**600.00**	0.00%
A.0200.2001.0160	CAMP OUT	90.00	626.62	1,000.00	1,000.00	1,369.35	**1,300.00**	**1,300.00**	30.00%
A.0200.2001.0175	HAPPY HARBOR PLAY								
1 HAPPY HARBOR PLAY				37,400.00			37,400.00	37,400.00	
		0.00	43,451.00	37,400.00	37,400.00	29,490.00	**37,400.00**	**37,400.00**	0.00%
A.0200.2001.0200	RECREATION FEES	41,485.17	14,954.05	0.00	0.00	15,125.50	**13,766.00**	**13,766.00**	100.00%
A.0200.2001.0250	BOATING LESSONS	1,305.00	0.00	0.00	0.00	0.00	**0.00**	**0.00**	0.00%
A.0200.2001.0260	KAYAK TOURS	3,815.00	3,757.68	3,150.00	3,150.00	4,251.04	**3,000.00**	**3,000.00**	-4.76%
A.0200.2002	TENNIS FEES								
10 TENNIS WINTER & SUMMER SEASONS				190,000.00			160,000.00	160,000.00	
		230,760.00	160,007.00	190,000.00	190,000.00	142,160.00	**160,000.00**	**160,000.00**	-15.79%
A.0200.2003	DAY CAMP FEES								
1 DAY CAMP REGISTRATION				300,000.00			290,000.00	290,000.00	
		252,063.25	341,729.64	300,000.00	300,000.00	288,494.05	**290,000.00**	**290,000.00**	-3.33%
A.0200.2025.0010	BEACH PERMIT SALES	(2,110.10)	0.00	0.00	0.00	0.00	**0.00**	**0.00**	0.00%
A.0200.2025.0012	BEACH - NON RESIDENT FAMILY	4,104.00	4,402.00	3,200.00	3,200.00	2,788.00	**2,700.00**	**2,700.00**	-15.63%
A.0200.2025.0013	BEACH - NON RESIDENT INDIVIDUAL	3,132.00	2,460.00	2,600.00	2,600.00	1,558.00	**1,500.00**	**1,500.00**	-42.31%
A.0200.2025.0014	BEACH - RESIDENT INDIVIDUAL	2,149.00	2,050.00	2,000.00	2,000.00	1,148.00	**1,148.00**	**1,148.00**	-42.60%
A.0200.2025.0015	BEACH & PARKING PERMIT - SENIO	1,710.00	1,102.00	900.00	900.00	930.00	**900.00**	**900.00**	0.00%
A.0200.2025.0016	BEACH - RESIDENT FAMILY	7,540.00	6,724.00	6,100.00	6,100.00	7,052.00	**7,052.00**	**7,052.00**	15.61%
A.0200.2025.0020	BEACH DAILY SALES	116,307.90	99,410.75	110,000.00	110,000.00	86,792.00	**100,000.00**	**100,000.00**	-9.09%

VILLAGE OF MAMARONECK

Budget Preparation Report

Fiscal Year: 2019 Period From: 1 To: 12

Account Item Type Sub	Description	2016 Actual	2017 Actual	Adopted 2018 Budget	Adjusted 2018 Budget	2018 Actual Per 1-12	2019 REQUESTED Stage	2019 TENTATIVE Stage	Variance To TENTATIVE Stage
Rev Div 000200	**CULTURE & RECREATION**								
A.0200.2041	FLOATS	306,070.40	293,897.59	305,000.00	305,000.00	194,900.50	**320,000.00**	**320,000.00**	4.92%
A.0200.2042	MOORINGS	66,393.50	66,609.00	90,000.00	90,000.00	57,868.00	**60,000.00**	**60,000.00**	-33.33%
A.0200.2043	RAMPS	20,266.00	13,773.50	22,600.00	22,600.00	4,019.00	**20,000.00**	**20,000.00**	-11.50%
A.0200.2090	HARBOR MASTER MISC FEES	90.00	0.00	300.00	300.00	7,253.00	**300.00**	**300.00**	0.00%
Total Rev Div 000200	**CULTURE & RECREATION**	**1,173,258.11**	**1,190,265.79**	**1,278,550.00**	**1,278,550.00**	**965,296.56**	**1,197,531.00**	**1,197,531.00**	**-6.34%**
Rev Div 000210	**HOME & COMMUNITY SERVICES**								
A.0210.2110	ZONING BOARD FEES	6,514.00	7,898.00	7,000.00	7,000.00	6,352.00	**7,000.00**	**7,000.00**	0.00%
A.0210.2115	PLANNING BOARD FEES	55,905.71	27,194.74	15,000.00	15,000.00	13,297.00	**12,000.00**	**12,000.00**	-20.00%
A.0210.2122	SEWER USER CHARGES	41,459.26	0.00	0.00	0.00	0.00	**0.00**	**0.00**	0.00%
Total Rev Div 000210	**HOME & COMMUNITY SERVICES**	**103,878.97**	**35,092.74**	**22,000.00**	**22,000.00**	**19,649.00**	**19,000.00**	**19,000.00**	**-13.64%**
Rev Div 000220	**INTERGOVERNMENTAL CHARGES**								
A.0220.2302	SNOW REMOVAL SERVICES								
10	NYSDOT CONTRACT FOR 11.9 LANE MILES @1,513 PER LANE MILE			18,005.00			0.00	0.00	
20	COUNTY OF WESTCHESTER .13 MILES @ $4,019 PER MILE AND 2.22 MILES @ $9,990 PER MILE			10,512.00			9,126.00	9,126.00	
		17,992.80	26,370.20	28,517.00	28,517.00	22,074.03	**9,126.00**	**9,126.00**	-68.00%
A.0220.2374	SEWER CHARGES	0.00	3,990.00	3,990.00	3,990.00	0.00	**0.00**	**0.00**	-100.00%
A.0220.2386	TRANSPORT OF PRISONERS	23,084.65	20,965.02	17,000.00	17,000.00	22,951.09	**17,000.00**	**17,000.00**	0.00%
A.0220.2388	SELECTIVE ENFORCEMENT								
1	STOP DWI			10,900.00			10,000.00	10,000.00	
		1,745.45	8,850.00	10,900.00	10,900.00	7,012.00	**10,000.00**	**10,000.00**	-8.26%
A.0220.2389	BUS SHELTERS	10,766.79	2,674.24	9,700.00	9,700.00	8,307.72	**10,000.00**	**10,000.00**	3.09%
Total Rev Div 000220	**INTERGOVERNMENTAL CHARGES**	**53,589.69**	**62,849.46**	**70,107.00**	**70,107.00**	**60,344.84**	**46,126.00**	**46,126.00**	**-34.21%**

Date Prepared: 03/20/2018 12:27 PM
Report Date: 03/20/2018
Account Table: AREV
Alt. Sort Table:

VILLAGE OF MAMARONECK
Budget Preparation Report

Fiscal Year: 2019 Period From: 1 To: 12

Prepared By: AFUSCO

Account Item Type Sub	Description	2016 Actual	2017 Actual	Adopted 2018 Budget	Adjusted 2018 Budget	2018 Actual Per 1-12	2019 REQUESTED Stage	2019 TENTATIVE Stage	Variance To TENTATIVE Stage
Rev Div 000240	**USE OF MONEY & PROP**								
A.0240.2401	INTEREST EARNINGS	5,953.82	10,115.76	16,500.00	16,500.00	20,073.34	**12,500.00**	**12,500.00**	-24.24%
A.0240.2410	RENTAL OF PROPERTY - LAND								
10	WIRELESS EDGE - FLAGPOLE RENTAL			50,000.00			0.00	0.00	
20	FISH & BAIT STATION			11,800.00			0.00	0.00	
30	SCC - EASEMENT			100.00			0.00	0.00	
40	CAMATONE - HALSTEAD AVE.			3,100.00			0.00	0.00	
50	GLOBAL TOWERS			95,000.00			0.00	0.00	
60	RENTAL OF FIELDS			5,000.00			0.00	0.00	
		184,258.15	181,849.39	165,000.00	165,000.00	79,474.08	**0.00**	**0.00**	-100.00%
A.0240.2411	RENTAL OF PROPERTY - BLDG								
10	SHELDRAKE YACHT CLUB			600.00			0.00	0.00	
		600.00	600.00	600.00	600.00	0.00	**0.00**	**0.00**	-100.00%
A.0240.2412.0010	WIRELESS EDGE - FLAGPOLE RENTAL	0.00	11,329.81	0.00	0.00	34,968.19	**50,000.00**	**50,000.00**	100.00%
A.0240.2412.0020	FISH & BAIT STATION	0.00	0.00	0.00	0.00	0.00	**14,700.00**	**14,700.00**	100.00%
A.0240.2412.0030	306 FAYETTE AVE REALTY-SCC-EASEMENT	0.00	0.00	0.00	0.00	0.00	**3,992.00**	**3,992.00**	100.00%
A.0240.2412.0040	CAMATONE-HALSTEAD AVE	0.00	18,080.18	0.00	0.00	27,414.34	**9,600.00**	**9,600.00**	100.00%
A.0240.2412.0050	AMERICAN TOWERS(GLOBAL TOWERS)	0.00	17,823.60	0.00	0.00	91,569.99	**110,000.00**	**110,000.00**	100.00%
A.0240.2412.0060	RENTAL OF FIELDS	0.00	0.00	36,222.00	36,222.00	0.00	**0.00**	**0.00**	-100.00%
A.0240.2412.0070	SHELDRAKE YACHT CLUB	0.00	0.00	0.00	0.00	0.00	**600.00**	**600.00**	100.00%
Total Rev Div 000240	**USE OF MONEY & PROP**	**190,811.97**	**239,798.74**	**218,322.00**	**218,322.00**	**253,499.94**	**201,392.00**	**201,392.00**	**-7.75%**
Rev Div 000250	**LICENSES & PERMITS**								

VILLAGE OF MAMARONECK

Budget Preparation Report

Fiscal Year: 2019 Period From: 1 To: 12

Account Item Type Sub	Description	2016 Actual	2017 Actual	Adopted 2018 Budget	Adjusted 2018 Budget	2018 Actual Per 1-12	2019 REQUESTED Stage	2019 TENTATIVE Stage	Variance To TENTATIVE Stage
Rev Div 000250	**LICENSES & PERMITS**								
A.0250.2502	USE OF STREETS	11,425.00	3,664.00	5,400.00	5,400.00	2,590.00	**5,400.00**	**5,400.00**	0.00%
A.0250.2504	OCCUPATIONAL LICENSES	0.00	0.00	3,700.00	3,700.00	0.00	**0.00**	**0.00**	-100.00%
A.0250.2544	DOG LICENSES	4,017.00	4,632.33	4,700.00	4,700.00	877.00	**4,700.00**	**4,700.00**	0.00%
A.0250.2545	LICENSES, OTHER	6,594.00	9,870.00	5,500.00	5,500.00	5,398.00	**5,500.00**	**5,500.00**	0.00%
A.0250.2551	PUBLIC ASSEMBLY PERMITS	0.00	8,605.00	5,000.00	5,000.00	15,454.00	**10,000.00**	**10,000.00**	100.00%
A.0250.2555	BUILDING PERMITS	597,242.41	1,606,235.61	660,000.00	660,000.00	910,867.70	**700,000.00**	**700,000.00**	6.06%
A.0250.2560	STREET OPENING PERMITS	53,857.31	32,430.50	45,000.00	45,000.00	79,820.50	**60,000.00**	**60,000.00**	33.33%
A.0250.2565	ELECTRICAL PERMITS	41,945.39	64,123.70	41,000.00	41,000.00	72,125.29	**60,000.00**	**60,000.00**	46.34%
A.0250.2570	DUMPING PERMITS	3,724.00	0.00	3,000.00	3,000.00	0.00	**3,000.00**	**3,000.00**	0.00%
A.0250.2590	PERMITS, OTHER	68,880.83	105,787.12	75,000.00	75,000.00	116,918.98	**90,000.00**	**90,000.00**	20.00%
Total Rev Div 000250	**LICENSES & PERMITS**	**787,685.94**	**1,835,348.26**	**848,300.00**	**848,300.00**	**1,204,051.47**	**938,600.00**	**938,600.00**	**10.64%**
Rev Div 000261	**FINES & FORFEITURES**								
A.0261.2610	FINES & FORFEITED BAIL	817,323.48	1,167,185.80	910,000.00	910,000.00	904,812.18	**975,000.00**	**975,000.00**	7.14%
A.0261.2612	FALSE ALARM CHARGES	11,824.00	5,427.00	9,000.00	9,000.00	2,759.00	**4,500.00**	**4,500.00**	-50.00%
Total Rev Div 000261	**FINES & FORFEITURES**	**829,147.48**	**1,172,612.80**	**919,000.00**	**919,000.00**	**907,571.18**	**979,500.00**	**979,500.00**	**6.58%**
Rev Div 000265	**SALE OF PRPOERTY AND COMP FOR LOSS**								
A.0265.2651	RECYCLING SALES	2,296.40	5,742.30	4,000.00	4,000.00	4,100.55	**4,000.00**	**4,000.00**	0.00%
A.0265.2655	MINOR SALES, OTHER	300.00	530.00	400.00	400.00	205.00	**500.00**	**500.00**	25.00%
A.0265.2665	SALES OF EQUIPMENT	57,271.00	17,010.00	36,000.00	36,000.00	31,500.00	**36,000.00**	**36,000.00**	0.00%

Date Prepared: 03/20/2018 12:27 PM
Report Date: 03/20/2018
Account Table: AREV
Alt. Sort Table:

VILLAGE OF MAMARONECK
Budget Preparation Report

Fiscal Year: 2019 Period From: 1 To: 12

Prepared By: AFUSCO

Account Item Type Sub	Description	2016 Actual	2017 Actual	Adopted 2018 Budget	Adjusted 2018 Budget	2018 Actual Per 1-12	2019 REQUESTED Stage	2019 TENTATIVE Stage	Variance To TENTATIVE Stage
Rev Div 000265	**SALE OF PRPOERTY AND COMP FOR LOSS**								
A.0265.2680	INSURANCE RECOVERIES	163,258.89	79,526.50	160,000.00	160,000.00	37,767.75	**75,000.00**	**75,000.00**	-53.13%
Total Rev Div 000265	**SALE OF PRPOERTY AND COMP FOR LOSS**	**223,126.29**	**102,808.80**	**200,400.00**	**200,400.00**	**73,573.30**	**115,500.00**	**115,500.00**	**-42.37%**
Rev Div 000270	**MISCELLANEOUS**								
A.0270.2701	REFUND OF PRIOR YRS EXP	17,573.09	31,642.26	20,000.00	20,000.00	2,967.69	**20,000.00**	**20,000.00**	0.00%
A.0270.2710	LIBRARY REIMBURSEMENT								
1	LIBRARY BOND PRINCIPAL - DUE 8/1/20XX			535,000.00			500,000.00	500,000.00	
2	LIBRARY BOND INTEREST - DUE 8/1/XX AND 2/1/XX			263,277.00			296,156.00	296,156.00	
		869,725.01	858,694.13	798,277.00	798,277.00	659,796.25	**796,156.00**	**796,156.00**	-0.27%
A.0270.2773	OTHER UNCLASSIFIED REVS								
1	LMCTV DISTRIBUTION			174,000.00			175,000.00	175,000.00	
		185,880.35	199,759.17	174,000.00	174,000.00	169,608.27	**175,000.00**	**175,000.00**	0.57%
A.0270.2774	CLOSED CAPITAL PROJECTS	0.00	130,060.00	0.00	0.00	0.00	**0.00**	**0.00**	0.00%
A.0270.2776	DONATIONS - OTHER	0.00	45,310.00	0.00	0.00	0.00	**0.00**	**0.00**	0.00%
Total Rev Div 000270	**MISCELLANEOUS**	**1,073,178.45**	**1,265,465.56**	**992,277.00**	**992,277.00**	**832,372.21**	**991,156.00**	**991,156.00**	**-0.11%**
Rev Div 000300	**STATE AID**								
A.0300.3001	REVENUE SHARING	169,830.00	149,682.00	169,000.00	169,000.00	149,682.00	**149,682.00**	**149,682.00**	-11.43%
A.0300.3005	MORTGAGE TAX	482,939.10	506,261.47	500,000.00	500,000.00	443,330.19	**450,000.00**	**450,000.00**	-10.00%
A.0300.3315	NAVIGATION ENFORCEMENT	79,866.46	(31,877.67)	30,000.00	30,000.00	26,016.53	**30,000.00**	**30,000.00**	0.00%
A.0300.3501	CHIPS PROGRAM	0.00	0.00	237,000.00	237,000.00	0.00	**237,000.00**	**237,000.00**	0.00%
A.0300.3820	YOUTH PROGRAMS	0.00	0.00	4,000.00	4,000.00	0.00	**4,000.00**	**4,000.00**	0.00%
A.0300.3840	STATE AID - PUBLIC SAFETY								

VILLAGE OF MAMARONECK

Budget Preparation Report

Fiscal Year: 2019 Period From: 1 To: 12

Account Item Type Sub	Description	2016 Actual	2017 Actual	Adopted 2018 Budget	Adjusted 2018 Budget	2018 Actual Per 1-12	2019 REQUESTED Stage	2019 TENTATIVE Stage	Variance To TENTATIVE Stage
Rev Div 000300	**STATE AID**								
1	BUNY - PROGRAM PHASED OUT REPLACEMENT INFO NOT AVAILABLE AT 2/26/14			10,000.00			2,200.00	2,200.00	
		10,500.00	10,500.00	10,000.00	39,500.00	2,123.40	**2,200.00**	**2,200.00**	-78.00%
A.0300.3960	EMERGENCY DISASTER ASSIST	53,989.68	0.00	0.00	0.00	0.00	**1,000.00**	**1,000.00**	100.00%
Total Rev Div 000300	**STATE AID**	**797,125.24**	**634,565.80**	**950,000.00**	**979,500.00**	**621,152.12**	**873,882.00**	**873,882.00**	**-8.01%**
Rev Div 000400	**FEDERAL AID**								
A.0400.4960	EMERGENCY DISASTER ASSIST	146,445.68	66,758.85	0.00	0.00	0.00	**1,000.00**	**1,000.00**	100.00%
Total Rev Div 000400	**FEDERAL AID**	**146,445.68**	**66,758.85**	**0.00**	**0.00**	**0.00**	**1,000.00**	**1,000.00**	**100.00%**
Rev Div 000500	**INTERFUND TRANSFERS**								
A.0500.5031	TRANSFER - DEBT SERV FUND	0.00	0.00	160,000.00	160,000.00	160,000.00	**160,000.00**	**160,000.00**	0.00%
A.0500.5033	TRANSFER - WATER FUND	0.00	0.00	0.00	0.00	0.00	**75,000.00**	**75,000.00**	100.00%
Total Rev Div 000500	**INTERFUND TRANSFERS**	**0.00**	**0.00**	**160,000.00**	**160,000.00**	**160,000.00**	**235,000.00**	**235,000.00**	**46.88%**
Rev Div 000570	**PROCEEDS FROM BANS**								
A.0570.5731	PROCEEDS FROM BAN'S	96,625.00	96,625.00	0.00	0.00	0.00	**0.00**	**0.00**	0.00%
Total Rev Div 000570	**PROCEEDS FROM BANS**	**96,625.00**	**96,625.00**	**0.00**	**0.00**	**0.00**	**0.00**	**0.00**	**0.00%**
Total Fund A	**GENERAL FUND**	**9,822,801.90**	**11,386,111.32**	**10,067,522.00**	**10,097,022.00**	**8,989,619.24**	**10,269,105.00**	**10,269,105.00**	**2.00%**
Grand Total		**9,822,801.90**	**11,386,111.32**	**10,067,522.00**	**10,097,022.00**	**8,989,619.24**	**10,269,105.00**	**10,269,105.00**	**2.00%**

NOTE: One or more accounts may not be printed due to Account Table restrictions.

Section 3
Water Fund

VILLAGE OF MAMARONECK, NEW YORK
WATER FUND
ANNUAL BUDGET
FOR FISCAL YEAR ENDING MAY 31, 2019

Water Fund

In 1927, the Village of Mamaroneck, the Town of Mamaroneck and the Town/Village of Harrison created the Westchester Joint Waterworks (WJWW) through a special act of the New York Legislature. WJWW is a non-profit public benefit corporation which operates the water systems of its three member municipalities. The goal of this organization is to realize efficiencies and economies of scale in the provision of potable water.

The organization has served well for many years in realizing efficiencies and keeping programmatic expenses low. Over the next several years, however, it is anticipated that new federal and State regulatory requirements will mandate an aggressive capital program that will force upgrades and replacement of existing water treatment and conveyance infrastructure.

The Water Fund accounts for the accumulation and payment of the principal and interest payment on long-term debt secured by the general taxing powers of the Village. Expenditures are made from the Water Fund each fiscal year to handle debt service payments to offset that year's debt obligation.

VILLAGE OF MAMARONECK

Budget Preparation Report

Fiscal Year: 2019 Period From: 1 To: 12

Account Item Type Sub	Description	2016 Actual	2017 Actual	Adopted 2018 Budget	Adjusted 2018 Budget	2018 Actual Per 1-12	2019 REQUESTED Stage	2019 TENTATIVE Stage	Variance To TENTATIVE Stage
Expdiv 008000	**HOME & COMMUNITY SERVICES**								
F.8340.0428	HYDRANT RENTALS								
10 QUARTERLY HYDRANT RENTAL CHARGE				75,000.00			75,000.00	75,000.00	
		72,450.00	72,000.00	75,000.00	75,000.00	54,000.00	**75,000.00**	**75,000.00**	0.00%
Total Expdiv 008000	**HOME & COMMUNITY SERVICES**	**72,450.00**	**72,000.00**	**75,000.00**	**75,000.00**	**54,000.00**	**75,000.00**	**75,000.00**	**0.00%**
Expdiv 009700	**DEBT SERVICE**								
F.9710.0600	SERIAL BOND PRINCIPAL								
1 WATER DISTRIBUTION SYSTEM 2009 SERIAL BONDS				283,497.00			283,497.00	283,497.00	
2 WATER DISTRIBUTION SYSTEM SERIAL BONDS 2010				217,263.00			224,681.00	224,681.00	
3 WATER DISTRIBUTION SYSTEM SERIAL BONDS 2016				34,664.00			46,850.00	46,850.00	
		470,196.49	483,482.32	535,424.00	535,424.00	535,424.07	**555,028.00**	**555,028.00**	3.66%
F.9710.0700	INTEREST								
1 WATER DISTRIBUTION SYSTEM 2009 SERIAL BONDS				22,680.00			14,175.00	14,175.00	
2 WATER DISTRIBUTION SYSTEM 2010 SERIAL BONDS				136,037.00			126,093.00	126,093.00	
3 WATER DISTRIBUTION SYSTEM 2016 SERIAL BONDS				34,501.00			22,070.00	22,070.00	
		190,951.32	175,990.06	193,218.00	193,218.00	181,877.30	**162,338.00**	**162,338.00**	-15.98%
Total Expdiv 009700	**DEBT SERVICE**	**661,147.81**	**659,472.38**	**728,642.00**	**728,642.00**	**717,301.37**	**717,366.00**	**717,366.00**	**-1.55%**
Expdiv 009700	**DEBT SERVICE**								
F.9730.0600	PRINCIPAL	7,755.00	10,000.00	0.00	0.00	0.00	**0.00**	**0.00**	0.00%
F.9730.0700	INTEREST	11,227.55	16,725.00	0.00	0.00	0.00	**0.00**	**0.00**	0.00%
Total Expdiv 009700	**DEBT SERVICE**	**18,982.55**	**26,725.00**	**0.00**	**0.00**	**0.00**	**0.00**	**0.00**	**0.00%**
Total Fund F	**WATER FUND**	**752,580.36**	**758,197.38**	**803,642.00**	**803,642.00**	**771,301.37**	**792,366.00**	**792,366.00**	**-1.40%**
Grand Total		**752,580.36**	**758,197.38**	**803,642.00**	**803,642.00**	**771,301.37**	**792,366.00**	**792,366.00**	**-1.40%**

NOTE: One or more accounts may not be printed due to Account Table restrictions.

Date Prepared: 03/20/2018 12:24 PM
Report Date: 03/20/2018
Account Table: FREV
Alt. Sort Table:

VILLAGE OF MAMARONECK

Budget Preparation Report

Fiscal Year: 2019 Period From: 1 To: 12

Prepared By: AFUSCO

Account	Description	2016 Actual	2017 Actual	Original 2018 Budget	Adjusted 2018 Budget	2018 Actual Per 1-12	2019 REQUESTED Stage	2019 TENTATIVE Stage	Variance To TENTATIVE Stage
Rev Div 000240	**USE OF MONEY & PROP**								
F.0240.2401	INTEREST EARNINGS	2,579.45	2,333.99	2,200.00	2,200.00	1,880.47	**2,500.00**	**2,500.00**	13.64%
Total Rev Div 000240	**USE OF MONEY & PROP**	**2,579.45**	**2,333.99**	**2,200.00**	**2,200.00**	**1,880.47**	**2,500.00**	**2,500.00**	**13.64%**
Rev Div 000270	**MISCELLANEOUS**								
F.0270.2773	OTHER UNCLASSIFIED REVS								
Rank Item Type Sub									
10	VILLAGE SHARE OF UNDISTRIBUTED INCOME & WATER ARREARS						760,000.00	760,000.00	
		1,545,769.00	1,314,421.97	1,060,000.00	1,060,000.00	0.00	**760,000.00**	**760,000.00**	-28.30%
Total Rev Div 000270	**MISCELLANEOUS**	**1,545,769.00**	**1,314,421.97**	**1,060,000.00**	**1,060,000.00**	**0.00**	**760,000.00**	**760,000.00**	**-28.30%**
Rev Div 000500	**INTERFUND TRANSFERS**								
F.0500.5030	TRANSFER - GENERAL FUND	0.00	0.00	0.00	0.00	0.00	**75,000.00**	**75,000.00**	100.00%
Total Rev Div 000500	**INTERFUND TRANSFERS**	**0.00**	**0.00**	**0.00**	**0.00**	**0.00**	**75,000.00**	**75,000.00**	**100.00%**
Total Fund F	**WATER FUND**	**1,548,348.45**	**1,316,755.96**	**1,062,200.00**	**1,062,200.00**	**1,880.47**	**837,500.00**	**837,500.00**	**-21.15%**
Grand Total		**1,548,348.45**	**1,316,755.96**	**1,062,200.00**	**1,062,200.00**	**1,880.47**	**837,500.00**	**837,500.00**	**-21.15%**

NOTE: One or more accounts may not be printed due to Account Table restrictions.

Section 4

Sewer Fund

VILLAGE OF MAMARONECK, NEW YORK
WATER FUND
ANNUAL BUDGET
FOR FISCAL YEAR ENDING MAY 31, 2019

Sewer Fund

Beginning in Fiscal Year 2016/17, the Village established a Sewer Fund to provide a dedicated source of funding to be used to maintain and improve the Village's Sanitary Sewer System.

The Sewer Fund accounts for personnel, equipment and debt service of the Village's sewer maintenance program. Over the last 20+ years, the village has relined approximately 34% of its system. Over the next several years, major investment will be required to comply with an Order on Consent with the New York State Department of Environmental Conservation. Through this order, the Village has already conducted a village-wide flow monitoring study which has been used to prioritize areas for further investigations and remediation.

The sewer fund in financed through a sewer rent fee which is based on water consumption and collected by the Westchester Joint Water Works and then remitted to the Village.

VILLAGE OF MAMARONECK
Budget Preparation Report

Fiscal Year: 2019 Period From: 1 To: 12

Account Item Type Sub	Description	2016 Actual	2017 Actual	Adopted 2018 Budget	Adjusted 2018 Budget	2018 Actual Per 1-12	2019 REQUESTED Stage	2019 TENTATIVE Stage	Variance To TENTATIVE Stage
Group 1	**PERSONAL SERVICES**								
G.8120.0110	PERM. REGULAR PERSONNEL								
1 SEWER FOREMAN - M IANNARELLI				78,434.00			78,434.00	78,434.00	
2 SEWER MAINTENANCE WORKER				0.00			73,465.00	73,465.00	
3 LONGEVITY M IANNARELLI				1,900.00			2,100.00	2,100.00	
		0.00	0.00	80,334.00	80,334.00	50,167.04	**153,999.00**	**153,999.00**	91.70%
G.8120.0140	OVERTIME	0.00	0.00	11,000.00	11,000.00	6,656.85	**11,000.00**	**11,000.00**	0.00%
Total Group 1	**PERSONAL SERVICES**	**0.00**	**0.00**	**91,334.00**	**91,334.00**	**56,823.89**	**164,999.00**	**164,999.00**	**80.65%**
Group 2	**EQUIPMENT & CAPITAL OUTLAY**								
G.8120.0250	UNIFORMS	0.00	0.00	725.00	725.00	0.00	**725.00**	**725.00**	0.00%
G.8120.0260	MISCELLANEOUS EQUIPMENT								
1 HIGH PRESSURE HOSE/NOZZLES /RADIOS/ SAFETY LT.				5,000.00			7,500.00	7,500.00	
		0.00	0.00	5,000.00	5,000.00	3,988.25	**7,500.00**	**7,500.00**	50.00%
Total Group 2	**EQUIPMENT & CAPITAL OUTLAY**	**0.00**	**0.00**	**5,725.00**	**5,725.00**	**3,988.25**	**8,225.00**	**8,225.00**	**43.67%**
Group 4	**CONTRACTUAL EXPENSE**								
G.8120.0407	AUTOMOTIVE REPAIRS								
1 1VAN, 1JET TRUCK, 1 VAC TRUCK				6,000.00			6,000.00	6,000.00	
		0.00	0.00	6,000.00	6,000.00	3,565.56	**6,000.00**	**6,000.00**	0.00%
G.8120.0408	FUEL, OIL & LUBRICANTS	0.00	0.00	5,500.00	5,500.00	1,444.17	**5,500.00**	**5,500.00**	0.00%
G.8120.0411	MATERIALS								
1 SEWER CHEMICALS / MANHOLE COVERS/ ROOT CONTROL CHEMICALS, CATCH BASIN FRAMES AND GRATES, PRECAST BASINS, MARKING PAINT, DYE VHS TAPES				8,000.00			8,000.00	8,000.00	
		0.00	0.00	8,000.00	8,000.00	9,300.24	**8,000.00**	**8,000.00**	0.00%
G.8120.0416	UTILITIES - ELECTRIC	0.00	0.00	275.00	275.00	78.39	**275.00**	**275.00**	0.00%
G.8120.0421	CONTRACT SERVICES								

Date Prepared: 03/20/2018 12:17 PM
Report Date: 03/20/2018
Account Table: GEXP
Alt. Sort Table:

VILLAGE OF MAMARONECK
Budget Preparation Report

Fiscal Year: 2019 Period From: 1 To: 12

Prepared By: AFUSCO

Account Item Type Sub	Description	2016 Actual	2017 Actual	Adopted 2018 Budget	Adjusted 2018 Budget	2018 Actual Per 1-12	2019 REQUESTED Stage	2019 TENTATIVE Stage	Variance To TENTATIVE Stage
Group 4	**CONTRACTUAL EXPENSE**								
1	PUMP STATIONS CONTRACTORS			2,500.00			12,000.00	12,000.00	
10	PAYMENT TO CITY OF RYE - SEWER RENTS			6,000.00			12,875.00	12,875.00	
20	REPAIR OF SEWER			60,000.00			41,125.00	41,125.00	
50	REPLACE 1 PUMP AT PUMP STATION			7,000.00			11,875.00	11,875.00	
		0.00	0.00	75,500.00	75,500.00	39,696.00	**77,875.00**	**77,875.00**	3.15%
G.1930.0422	PROCESSING FEES	0.00	5,250.00	4,500.00	4,500.00	1,500.00	**0.00**	**0.00**	-100.00%
G.8120.0422	PROCESSING FEES	0.00	0.00	0.00	0.00	750.00	**5,500.00**	**5,500.00**	100.00%
Total Group 4	**CONTRACTUAL EXPENSE**	**0.00**	**5,250.00**	**99,775.00**	**99,775.00**	**56,334.36**	**103,150.00**	**103,150.00**	**3.38%**
Group 6	**PRINCIPAL ON INDEBTEDNESS**								
G.9710.0600	SERIAL BOND PRINCIPAL								
1	2008 SERIAL BONDS			28,000.00			0.00	0.00	
10	2009 SERIAL BONDS			71,503.00			71,503.00	71,503.00	
20	2010 SERIAL BONDS			26,558.00			27,465.00	27,465.00	
30	2016 SERIAL BONDS			91,321.00			123,425.00	123,425.00	
40	2017 SERIAL BONDS			1,600.00			20,571.00	20,571.00	
		0.00	114,391.68	218,982.00	218,982.00	218,981.93	**242,964.00**	**242,964.00**	10.95%
G.9730.0600	PRINCIPAL	0.00	60,000.00	0.00	0.00	0.00	**0.00**	**0.00**	0.00%
Total Group 6	**PRINCIPAL ON INDEBTEDNESS**	**0.00**	**174,391.68**	**218,982.00**	**218,982.00**	**218,981.93**	**242,964.00**	**242,964.00**	**10.95%**
Group 7	**INTEREST ON INDEBTEDNESS**								
G.9710.0700	INTEREST								
1	2008 SERIAL BONDS			567.00			0.00	0.00	
10	2009 SERIAL BONDS			5,720.00			3,575.00	3,575.00	
20	2010 SERIAL BONDS			16,629.00			15,414.00	15,414.00	
30	2016 SERIAL BONDS			90,891.00			58,142.00	58,142.00	
40	2017 SERIAL BONDS			5,539.00			6,410.00	6,410.00	
		0.00	37,386.26	119,346.00	119,346.00	116,486.08	**83,541.00**	**83,541.00**	-30.00%
G.9730.0700	INTEREST	0.00	33,692.52	0.00	0.00	0.00	**5,785.00**	**5,785.00**	100.00%
Total Group 7	**INTEREST ON INDEBTEDNESS**	**0.00**	**71,078.78**	**119,346.00**	**119,346.00**	**116,486.08**	**89,326.00**	**89,326.00**	**-25.15%**
		0.00	**250,720.46**	**535,162.00**	**535,162.00**	**452,614.51**	**608,664.00**	**608,664.00**	**13.73%**

VILLAGE OF MAMARONECK

Budget Preparation Report

Fiscal Year: 2019 Period From: 1 To: 12

Account Item Type Sub	Description	2016 Actual	2017 Actual	Adopted 2018 Budget	Adjusted 2018 Budget	2018 Actual Per 1-12	2019 REQUESTED Stage	2019 TENTATIVE Stage	Variance To TENTATIVE Stage
Total Fund G	SEWER FUND								
Grand Total		0.00	250,720.46	535,162.00	535,162.00	452,614.51	608,664.00	608,664.00	13.73%

NOTE: One or more accounts may not be printed due to Account Table restrictions.

Date Prepared: 03/20/2018 12:18 PM
Report Date: 03/20/2018
Account Table: GREV
Alt. Sort Table:

VILLAGE OF MAMARONECK
Budget Preparation Report

Fiscal Year: 2019 Period From: 1 To: 12

Prepared By: AFUSCO

Account Item Type Sub	Description	2016 Actual	2017 Actual	Adopted 2018 Budget	Adjusted 2018 Budget	2018 Actual Per 1-12	2019 REQUESTED Stage	2019 TENTATIVE Stage	Variance To TENTATIVE Stage
Rev Div 000240	**USE OF MONEY & PROP**								
G.0240.2401	INTEREST EARNINGS	0.00	0.00	300.00	300.00	63.08	**300.00**	**300.00**	0.00%
Total Rev Div 000240	**USE OF MONEY & PROP**	**0.00**	**0.00**	**300.00**	**300.00**	**63.08**	**300.00**	**300.00**	**0.00%**
Rev Div 000270	**MISCELLANEOUS**								
G.0270.2773	OTHER UNCLASSIFIED REVS	0.00	276,886.50	350,000.00	350,000.00	78,877.36	**325,000.00**	**325,000.00**	-7.14%
Total Rev Div 000270	**MISCELLANEOUS**	**0.00**	**276,886.50**	**350,000.00**	**350,000.00**	**78,877.36**	**325,000.00**	**325,000.00**	**-7.14%**
Rev Div 000500	**INTERFUND TRANSFERS**								
G.0500.5030	TRANSFER - GENERAL FUND	0.00	0.00	184,862.00	184,862.00	184,862.00	**283,364.00**	**283,364.00**	53.28%
Total Rev Div 000500	**INTERFUND TRANSFERS**	**0.00**	**0.00**	**184,862.00**	**184,862.00**	**184,862.00**	**283,364.00**	**283,364.00**	**53.28%**
Total Fund G	**SEWER FUND**	**0.00**	**276,886.50**	**535,162.00**	**535,162.00**	**263,802.44**	**608,664.00**	**608,664.00**	**13.73%**
Grand Total		**0.00**	**276,886.50**	**535,162.00**	**535,162.00**	**263,802.44**	**608,664.00**	**608,664.00**	**13.73%**

NOTE: One or more accounts may not be printed due to Account Table restrictions.

Section 5

Debt Service Fund

General Debt Service Fund

The General Debt Service Fund accounts for the accumulation and payment of the principal and interest payment on long-term debt secured by the general taxing powers of the Village. Debt Service Funds are expendable each fiscal year to handle debt service payments to offset that year's debt obligation.

Date Prepared: 03/20/2018 12:12 PM
Report Date: 03/20/2018
Account Table: VEXP
Alt. Sort Table:

VILLAGE OF MAMARONECK

Budget Preparation Report

Fiscal Year: 2019 Period From: 1 To: 12

Prepared By: AFUSCO

Account Item Type Sub	Description	2016 Actual	2017 Actual	Adopted 2018 Budget	Adjusted 2018 Budget	2018 Actual Per 1-12	2019 REQUESTED Stage	2019 TENTATIVE Stage	Variance To TENTATIVE Stage
Expdiv 009000	**UNDISTRIBUTED**								
V.9950.0900	TRANSFER - GENERAL FUND								
1 TRANSFER TO GEN FUND				160,000.00			160,000.00	160,000.00	
		1,335.65	0.00	160,000.00	160,000.00	160,000.00	**160,000.00**	**160,000.00**	0.00%
Total Expdiv 009000	**UNDISTRIBUTED**	**1,335.65**	**0.00**	**160,000.00**	**160,000.00**	**160,000.00**	**160,000.00**	**160,000.00**	**0.00%**
Total Fund V	**DEBT SERVICE FUND**	**1,335.65**	**0.00**	**160,000.00**	**160,000.00**	**160,000.00**	**160,000.00**	**160,000.00**	**0.00%**
Grand Total		**1,335.65**	**0.00**	**160,000.00**	**160,000.00**	**160,000.00**	**160,000.00**	**160,000.00**	**0.00%**

NOTE: One or more accounts may not be printed due to Account Table restrictions.

Date Prepared: 03/20/2018 12:14 PM
Report Date: 03/20/2018
Account Table: VREV
Alt. Sort Table:

VILLAGE OF MAMARONECK
Budget Preparation Report

Fiscal Year: 2019 Period From: 1 To: 12

Prepared By: AFUSCO

Account Item Type Sub	Description	2016 Actual	2017 Actual	Adopted 2018 Budget	Adjusted 2018 Budget	2018 Actual Per 1-12	2019 REQUESTED Stage	2019 TENTATIVE Stage	Variance To TENTATIVE Stage
Rev Div 000240	**USE OF MONEY & PROP**								
V.0240.2401	USE OF MONEY & PROPERTY.INTEREST EARNINGS	1,225.76	1,631.22	2,700.00	2,700.00	956.14	**2,000.00**	**2,000.00**	-25.93%
Total Rev Div 000240	**USE OF MONEY & PROP**	**1,225.76**	**1,631.22**	**2,700.00**	**2,700.00**	**956.14**	**2,000.00**	**2,000.00**	**-25.93%**
Total Fund V	**DEBT SERVICE FUND**	**1,225.76**	**1,631.22**	**2,700.00**	**2,700.00**	**956.14**	**2,000.00**	**2,000.00**	**-25.93%**
Grand Total		**1,225.76**	**1,631.22**	**2,700.00**	**2,700.00**	**956.14**	**2,000.00**	**2,000.00**	**-25.93%**

NOTE: One or more accounts may not be printed due to Account Table restrictions.

Section 6
Salaries

VILLAGE OF MAMARONECK
SCHEDULE OF SALARIES 2018 - 2019
Adopted Budget

Budget Account	Department/Title	2017-2018 Positions		Salary	Total Appropriated	2018-2019 Positions		Salary	Total Appropriated
A1010	TRUSTEE								
	Village Trustee	4	@	6,000	24,000	4	@	6,000	24,000
A1210	MAYOR								
		1	@	8,262	8,262	1	@	8,262	8,262
A1110	VILLAGE JUSTICE								
	Village Justice	2	@	38,090	76,179	2	@	38,090	76,179
	Court Clerk	1	@	84,820	84,820	1	@	84,820	84,820
	Court Clerk	1	@	67,000	67,000	1	@	67,000	67,000
	Asst, Court Clerk	1	@	55,412	55,412	1	@	55,412	55,412
	Intermediate Clerk	1	@	66,462	66,462	1	@	66,462	66,462
		6				6			
A1230	VILLAGE MANAGER								
	Village Manager	1	@	185,000	185,000	1	@	185,000	185,000
	Assistant Village Manager	1	@	106,537	106,537	1	@	106,537	106,537
	Secretary to Village Manager	1	@	74,582	74,582	1	@	74,582	74,582
	Human Resource Assistant	1	@	55,000	55,000	1	@	55,000	55,000
		4				4			
A1325	CLERK-TREASURER								
	Clerk-Treasurer	1	@	137,588	137,588	1	@	137,588	137,588
	Deputy Clerk	1	@	78,000	78,000	1	@	81,000	81,000
	Deputy Treasurer	1	@	85,000	85,000	1	@	85,000	85,000
	Senior Account Clerk	2	@	76,878	153,756	2	@	76,878	153,756
	Intermediate Account Clerk	1	@	72,504	72,504	1	@	72,504	72,504
	Bookkeeper	1	@	69,621	69,621	1	@	71,656	71,656
		7				7			
A1420	LAW								
	Village Attorney	-	@	-	-	-	@	-	-
	Intermediate Account Clerk	1	@	57,659	28,830	1	@	58,998	29,499
		1				1			
A1440	Engineering								
	Junior Engineer	-	@	-	-	1	@	65,764.00	65,764
		0				1			
A1490	PUBLIC WORKS								
	Village Engineer	1	@	156,825	156,825	1	@	156,825	156,825
	General Foreman	1	@	109,869	109,869	1	@	109,869	109,869
	Intermediate Account Clerk	1	@	57,659	28,830	1	@	58,998	29,499
	Office Assistant/Automated Systems	1	@	66,462	66,462	1	@	66,462	66,462
		4				4			
A1622	OPERATION OF BLDGS								
	Maintenance Worker/Carpenter	1	@	-	-	1	@	-	-
A1640	CENTRAL GARAGE								
	Lead Maintenance Mechanic	1	@	83,273	83,273	1	@	83,273	83,273
	Senior Auto Mechanic	1	@	79,120	79,120	1	@	79,120	79,120
	Auto Mechanic	1	@	75,557	75,557	1	@	75,557	75,557
	Auto Mechanic	1	@	71,661	71,661	1	@	71,661	71,661
		4				4			
A1680	Computer Service Coordinator								
	IT Coordinator	1	@	81,861	81,861	1	@	81,861	81,861
A3120	POLICE								
	Police Chief	1	@	173,150	173,150	1	@	173,150	173,150
	Police Lieutenant	2	@	138,458	276,916	2	@	142,265	284,530
	Police Detective Sergeant	1	@	132,383	132,383	1	@	136,024	136,024
	Police Sergeant	6	@	126,080	756,480	6	@	129,547	777,283
	Police Officer/Detective	6	@	120,448	722,688	6	@	123,760	742,560
	Police Officer - 1st Grade	26	@	112,567	2,926,742	26	@	115,662	3,007,212
	Police Officer - 2rd Grade	2	@	99,934	199,867	1	@	102,682	102,682
	Police Officer - 3rd Grade	1	@	87,295	87,295	3	@	89,695	269,085
	Police Officer - 4th Grade	3	@	74,657	223,971	5	@	76,710	383,550
	Police Officer - 5th Grade	3	@	57,760	173,280	0	@	-	-
	Police Officer - 6th Grade	-	@	-	-	-	@	-	-
	Secretary to Police Chief	1	@	70,353	70,353	1	@	70,353	70,353
	Technical Support Specialist	1	@	65,000	65,000	1	@	65,000	65,000
	Office Assistant/Automated Systems	1	@	66,462	66,462	1	@	66,462	66,462
		54				54			
A3310	TRAFFIC CONTROL								
	Maintenance Worker	1	@	70,426	70,426	1	@	70,426	70,426
A3320	ON STREET PARKING								
	Parking Enforcement Officer	4	@	66,462	265,848	4	@	66,462	265,848
		4				4			

U:\Clerk-Treasurer\2018_19\Budget\Report\Adopted\Sect 5 - Salary Schedule\Salary Schedule Tentative Budget 2018-19.XLS

Adopted Budget

Budget Account	Department/Title	2017-2018 Positions		Salary	Total Appropriated	2018-2019 Positions		Salary	Total Appropriated
A3321	ON STREET METER REPAIR								
	Parking Meter Repairer	2	@	41,786	83,572	2	@	41,786	83,572
		2				2			
A3020	BUILDING								
	Building Inspector	1	@	133,000	133,000	1	@	133,000	133,000
	Assistant Building Inspector	1	@	78,230	78,230	1	@	78,230	78,230
	Assistant Building Inspector	1	@	76,875	76,875	1	@	76,875	76,875
	Fire Inspector	1	@	69,700	69,700	1	@	69,700	69,700
	Village Planner	1	@	75,000	75,000	1	@	75,000	75,000
	Code Enforcement Officer	1	@	71,094	71,094	1	@	71,094	71,094
	Code Enforcement Officer	1	@	68,050	66,390	1	@	68,050	66,390
	Land Use Board Coordinator	1	@	73,373	73,373	1	@	73,373	73,373
	Office Assistant/Automated Systems	1	@	66,462	66,462	1	@	66,462	66,462
	Office Assistant/Automated Systems	1	@	66,462	66,462	1	@	66,462	66,462
	Bookeeper		@	-	-	1	@	67,527	67,527
		10				11			
A3621	ELECTRICAL DEPARTMENT								
	Maintenance Mechanic Electrician	1	@	83,273	83,273	1	@	83,273	83,273
A5110	STREET MAINTENANCE								
	Assistant General Foreman	1	@	89,618	89,618	1	@	89,618	89,618
	Heavy Motor Equipment Operator	3	@	75,557	226,671	3	@	75,557	226,671
	Motor Equipment Operator	4	@	72,504	290,016	4	@	72,504	290,016
	Motor Equipment Operator	1	@	74,027	74,027	1	@	74,027	74,027
	Laborer	1	@	61,732	61,732	1	@	61,732	61,732
	Laborer	2	@	41,786	83,572	2	@	45,268	90,536
		12				12			
A7140	RECREATION								
	Superintendent of Recreation	1	@	101,806	101,806	1	@	101,806	101,806
	Recreation Lead	1	@	46,535	46,535	1	@	46,535	46,535
	Recreation Assistant	1	@	35,802	35,802	1	@	35,802	35,802
	Recreation Assistant	1	@	32,800	32,800	1	@	32,800	32,800
	Naturalist	1	@	51,600	51,600	1	@	51,600	51,600
	Office Assistant/Automated Systems	1	@	66,462	66,462	1	@	66,462	66,462
		6				6			
A7110	PARKS								
	General Foreman	1	@	105,088	105,088	1	@	105,088	105,088
	Motor Equipment Operator	1	@	74,027	74,027	1	@	74,027	74,027
	Laborer	7	@	61,732	432,122	7	@	61,732	432,122
	Laborer	1	@	56,985	56,985	1	@	56,985	56,985
	Laborer	1	@	45,268	45,268	1	@	45,268	45,268
		11				11			
A7230	MARINA & DOCKS								
	Harbor Master	1	@	95,886	95,886	1	@	95,886	95,886
	Laborer	1	@	41,786	41,786	1	@	41,786	41,786
		2				2			
G8120	SEWER DEPARTMENT								
	Heavy Motor Equipment Operator/Foreman	1	@	78,434	78,434	1	@	78,434	78,434
	Laborer	-				1	@	73,465	73,465
		1				1			
A8160	WASTE COLLECTION								
	Lead Maint. Mechanic/Sanitation	1	@	83,273	83,273	1	@	83,273	83,273
	Sanitation Worker	7	@	72,504	507,528	7	@	72,504	507,528
	Sanitation Worker	3	@	69,319	207,957	3	@	70,875	212,625
	Sanitation Worker	1	@	67,602	67,602	1	@	69,319	69,319
	Sanitation Worker	1	@	66,064	66,064	1	@	67,602	67,602
	Laborer	1	@	61,732	61,732	1	@	61,732	61,732
	Laborer	0	@	-	-	1	@	41,786	41,786
		14				15			
A8170	STREET CLEANING								
	Motor Equipment Operation	1	@	74,027	74,027	1	@	74,027	74,027
	Motor Equipment Operation	1	@	66,093	66,093	1	@	67,602	67,602
		152.00				155.00			

Section 7
Debt Service Schedules

VILLAGE OF MAMARONECK
SCHEDULE OF NOTES DUE FISCAL YEAR JUNE 1, 2018 - MAY 31, 2019
SHORT TERM DEBT SCHEDULE

ORIG. ISSUE DATE	LIFE	DATE DUE	DESCRIPTION	BANK	BALANCE 06/1/2018	PAY OFF	INTEREST RATE	BALANCE 05/31/2019	PRINCIPAL DUE	INTEREST DUE	TOTAL PAYMENT
BOND ANTICIPATION NOTE											
GENERAL FUND											
BOND ANTICIPATION NOTE											
03/13/18	VAR	03/13/19	VARIOUS CAPITAL IMPROVEMENTS	Sterling National Bank	2,278,872.00	0.0%	1.67%	2,278,872.00	-	45,577.00	45,577.00
			TOTAL GENERAL FUND		**2,278,872.00**			**2,278,872.00**	**-**	**45,577.00**	**45,577.00**
SEWER FUND											
BOND ANTICIPATION NOTE											
BOND ANTICIPATION NOTE											
03/13/18	VAR	43,537	VARIOUS CAPITAL IMPROVEMENTS	Sterling National Bank	289,262.00	0.0%	1.67%	289,262.00	-	5,785.00	5,785.00
			TOTAL WATER FUND		**289,262.00**			**289,262.00**	**-**	**5,785.00**	**5,785.00**
			GRAND TOTAL		**2,568,134.00**			**2,568,134.00**	**-**	**51,362.00**	**51,362.00**

TOTAL BONDS

SUMMARY OF ANNUAL AMORTIZATION & INTEREST CHARGES

SERIAL BONDS

FISCAL YEAR BEGINNING JUNE 1, 2017	BOND TOTALS		
	AMORTIZATION	INTEREST	TOTAL
2018-2019	2,574,428	1,437,040	4,011,468
2019-2020	2,740,291	1,331,626	4,071,917
2020-2021	2,820,002	1,246,128	4,066,130
2021-2022	2,940,001	1,167,465	4,107,466
2022-2023	2,932,002	1,085,779	4,017,781
2023-2024	3,003,352	1,000,889	4,004,241
2024-2025	3,083,353	912,160	3,995,513
2025-2026	3,181,252	819,110	4,000,362
2026-2027	3,296,423	721,045	4,017,468
2027-2028	3,404,943	617,624	4,022,567
2028-2029	3,450,000	509,781	3,959,781
2029-2030	3,555,004	398,437	3,953,441
2030-2031	3,674,996	282,343	3,957,339
2031-2032	2,070,000	194,319	2,264,319
2032-2033	2,120,000	136,300	2,256,300
2033-2034	2,195,000	76,131	2,271,131
2034-2035	625,000	38,481	663,481
2035-2036	640,000	23,850	663,850
2036-2037	650,000	8,125	658,125
	$ 48,956,047	**$ 12,006,633**	**$ 60,962,680**

GENERAL FUND

SUMMARY OF ANNUAL AMORTIZATION & INTEREST CHARGES

SERIAL BONDS

FISCAL YEAR BEGINNING JUNE 1, 2017	GENERAL FUND TOTALS		
	AMORTIZATION	INTEREST	TOTAL
2018-2019	1,252,006	613,791	1,865,797
2019-2020	1,275,804	566,434	1,842,238
2020-2021	1,312,256	525,377	1,837,633
2021-2022	1,386,596	490,140	1,876,736
2022-2023	1,328,908	453,619	1,782,527
2023-2024	1,358,194	415,793	1,773,987
2024-2025	1,394,935	375,768	1,770,703
2025-2026	1,436,516	333,290	1,769,806
2026-2027	1,492,481	287,947	1,780,428
2027-2028	1,544,177	239,451	1,783,628
2028-2029	1,532,408	188,727	1,721,135
2029-2030	1,580,588	136,491	1,717,079
2030-2031	1,632,564	81,691	1,714,255
2031-2032	369,205	49,510	418,715
2032-2033	375,462	41,363	416,825
2033-2034	384,849	32,810	417,659
2034-2035	391,107	24,080	415,187
2035-2036	400,494	14,925	415,419
2036-2037	406,751	5,084	411,835
	$ 20,855,301	**$ 4,876,291**	**$ 25,731,592**

GENERAL FUND

SUMMARY OF ANNUAL AMORTIZATION & INTEREST CHARGES

SERIAL BONDS

FISCAL YEAR BEGINNING JUNE 1, 2017	GENERAL FUND (2008)		
	AMORTIZATION	INTEREST	TOTAL
2018-2019	-	-	-
2019-2020	-	-	-
2020-2021	-	-	-
2021-2022	-	-	-
2022-2023	-	-	-
2023-2024	-	-	-
2024-2025	-	-	-
2025-2026	-	-	-
2026-2027	-	-	-
2027-2028	-	-	-
2028-2029	-	-	-
2029-2030	-	-	-
2030-2031	-	-	-
2031-2032	-	-	-
2032-2033	-	-	-
2033-2034	-	-	-
2034-2035	-	-	-
2035-2036	-	-	-
2036-2037	-	-	-
	$ -	$ -	$ -

GENERAL FUND

SUMMARY OF ANNUAL AMORTIZATION & INTEREST CHARGES

SERIAL BONDS

FISCAL YEAR BEGINNING JUNE 1, 2017	GENERAL FUND (2010)		
	AMORTIZATION	INTEREST	TOTAL
2018-2019	807,852	453,375	1,261,227
2019-2020	834,526	416,421	1,250,947
2020-2021	865,015	385,750	1,250,765
2021-2022	941,227	360,914	1,302,141
2022-2023	960,280	333,568	1,293,848
2023-2024	986,955	303,743	1,290,698
2024-2025	1,017,438	271,789	1,289,227
2025-2026	1,051,736	237,507	1,289,243
2026-2027	1,101,274	200,487	1,301,761
2027-2028	1,143,185	160,494	1,303,679
2028-2029	1,185,106	117,553	1,302,659
2029-2030	1,227,027	72,326	1,299,353
2030-2031	1,272,746	24,660	1,297,406
2031-2032	-	-	-
2032-2033	-	-	-
2033-2034	-	-	-
2034-2035	-	-	-
2035-2036	-	-	-
2036-2037	-	-	-
	$ 13,394,367	**$ 3,338,587**	**$ 16,732,954**

GENERAL FUND

SUMMARY OF ANNUAL AMORTIZATION & INTEREST CHARGES

SERIAL BONDS

FISCAL YEAR BEGINNING JUNE 1, 2017	GENERAL FUND (2016) AMORTIZATION	INTEREST	TOTAL
2018-2019	284,725	134,126	418,851
2019-2020	290,984	128,369	419,353
2020-2021	297,241	122,487	419,728
2021-2022	300,369	116,511	416,880
2022-2023	306,628	110,441	417,069
2023-2024	312,886	104,246	417,132
2024-2025	319,144	97,925	417,069
2025-2026	328,530	91,449	419,979
2026-2027	334,786	84,815	419,601
2027-2028	341,045	78,057	419,102
2028-2029	347,302	71,174	418,476
2029-2030	353,561	64,165	417,726
2030-2031	359,818	57,031	416,849
2031-2032	369,205	49,510	418,715
2032-2033	375,462	41,363	416,825
2033-2034	384,849	32,810	417,659
2034-2035	391,107	24,080	415,187
2035-2036	400,494	14,925	415,419
2036-2037	406,751	5,084	411,835
	$ 6,504,887	**$ 1,428,568**	**$ 7,933,455**

GENERAL FUND

SUMMARY OF ANNUAL AMORTIZATION & INTEREST CHARGES

SERIAL BONDS

FISCAL YEAR BEGINNING JUNE 1, 2017	GENERAL FUND (2017)		
	AMORTIZATION	INTEREST	TOTAL
2018-2019	159,429	26,290	185,719
2019-2020	150,294	21,644	171,938
2020-2021	150,000	17,140	167,140
2021-2022	145,000	12,715	157,715
2022-2023	62,000	9,610	71,610
2023-2024	58,353	7,804	66,157
2024-2025	58,353	6,054	64,407
2025-2026	56,250	4,335	60,585
2026-2027	56,421	2,645	59,066
2027-2028	59,947	899	60,846
2028-2029	-	-	-
2029-2030	-	-	-
2030-2031	-	-	-
2031-2032	-	-	-
2032-2033	-	-	-
2033-2034	-	-	-
2034-2035	-	-	-
2035-2036	-	-	-
2036-2037	-	-	-
	$ 956,047	$ 109,135	$ 1,065,182

WATER FUND

SUMMARY OF ANNUAL AMORTIZATION & INTEREST CHARGES

SERIAL BONDS

FISCAL YEAR BEGINNING JUNE 1, 2017	WATER FUND TOTALS		
	AMORTIZATION	INTEREST	TOTAL
2018-2019	555,029	162,338	717,367
2019-2020	279,979	136,938	416,917
2020-2021	289,488	127,440	416,928
2021-2022	311,200	119,549	430,749
2022-2023	317,528	110,945	428,473
2023-2024	325,976	101,631	427,607
2024-2025	335,484	91,703	427,187
2025-2026	346,567	81,103	427,670
2026-2027	361,376	69,716	431,092
2027-2028	374,063	57,481	431,544
2028-2029	386,751	44,405	431,156
2029-2030	399,438	30,673	430,111
2030-2031	413,186	16,242	429,428
2031-2032	60,750	8,147	68,897
2032-2033	61,780	6,806	68,586
2033-2034	63,324	5,399	68,723
2034-2035	64,354	3,962	68,316
2035-2036	65,898	2,456	68,354
2036-2037	66,928	837	67,765
	$ 5,079,099	**$ 1,177,770**	**$ 6,256,869**

WATER FUND

SUMMARY OF ANNUAL AMORTIZATION & INTEREST CHARGES

SERIAL BONDS

FISCAL YEAR BEGINNING JUNE 1, 2017	WATER DISTRIBUTION SYSTEM (2009)		
	AMORTIZATION	INTEREST	TOTAL
2018-2019	283,497	14,175	297,672
2019-2020			
2020-2021			
2021-2022			
2022-2023			
2023-2024			
2024-2025			
2025-2026			
2026-2027			
2027-2028			
2028-2029			
2029-2030			
2030-2031			
2031-2032			
2032-2033			
2033-2034			
2034-2035			
2035-2036			
2036-2037			
	$ 283,497	$ 14,175	$ 297,672

WATER FUND

SUMMARY OF ANNUAL AMORTIZATION & INTEREST CHARGES

SERIAL BONDS

FISCAL YEAR BEGINNING JUNE 1, 2017	WATER DISTRIBUTION SYSTEM (2010)		
	AMORTIZATION	INTEREST	TOTAL
2018-2019	224,682	126,093	350,775
2019-2020	232,100	115,816	347,916
2020-2021	240,579	107,286	347,865
2021-2022	261,775	100,378	362,153
2022-2023	267,075	92,773	359,848
2023-2024	274,493	84,478	358,971
2024-2025	282,972	75,590	358,562
2025-2026	292,510	66,056	358,566
2026-2027	306,288	55,760	362,048
2027-2028	317,946	44,637	362,583
2028-2029	329,604	32,694	362,298
2029-2030	341,262	20,115	361,377
2030-2031	353,980	6,858	360,838
2031-2032			
2032-2033			
2033-2034			
2034-2035			
2035-2036			
2036-2037			
	$ 3,725,266	**$ 928,534**	**$ 4,653,800**

WATER FUND

SUMMARY OF ANNUAL AMORTIZATION & INTEREST CHARGES

SERIAL BONDS

FISCAL YEAR BEGINNING JUNE 1, 2017	WATER DISTRIBUTION SYSTEM (2016)		
	AMORTIZATION	INTEREST	TOTAL
2018-2019	46,850	22,070	68,920
2019-2020	47,879	21,122	
2020-2021	48,909	20,154	
2021-2022	49,425	19,171	
2022-2023	50,453	18,172	
2023-2024	51,483	17,153	
2024-2025	52,512	16,113	
2025-2026	54,057	15,047	
2026-2027	55,088	13,956	
2027-2028	56,117	12,844	
2028-2029	57,147	11,711	
2029-2030	58,176	10,558	
2030-2031	59,206	9,384	
2031-2032	60,750	8,147	
2032-2033	61,780	6,806	
2033-2034	63,324	5,399	
2034-2035	64,354	3,962	
2035-2036	65,898	2,456	
2036-2037	66,928	837	
	$ 1,070,336	**$ 235,061**	**$ 68,920**

SEWER FUND

SUMMARY OF ANNUAL AMORTIZATION & INTEREST CHARGES

SERIAL BONDS

FISCAL YEAR BEGINNING JUNE 1, 2017	SEWER FUND TOTALS		
	AMORTIZATION	INTEREST	TOTAL
2018-2019	267,393	364,755	632,148
2019-2020	669,508	349,028	1,018,536
2020-2021	688,258	329,761	1,018,019
2021-2022	702,205	310,276	1,012,481
2022-2023	725,566	290,215	1,015,781
2023-2024	744,182	269,490	1,013,672
2024-2025	762,934	248,189	1,011,123
2025-2026	788,169	226,216	1,014,385
2026-2027	812,566	203,482	1,016,048
2027-2028	836,703	179,993	1,016,696
2028-2029	860,841	155,749	1,016,590
2029-2030	884,978	130,773	1,015,751
2030-2031	914,246	104,986	1,019,232
2031-2032	900,045	79,062	979,107
2032-2033	922,758	53,030	975,788
2033-2034	956,827	26,073	982,900
2034-2035	169,539	10,439	179,978
2035-2036	173,608	6,470	180,078
2036-2037	176,321	2,204	178,525
	$ **12,956,647**	$ **3,340,191**	$ **16,296,838**

SEWER FUND

SUMMARY OF ANNUAL AMORTIZATION & INTEREST CHARGES

SERIAL BONDS

FISCAL YEAR BEGINNING JUNE 1, 2017	SEWER SYSTEM (2009)		
	AMORTIZATION	INTEREST	TOTAL
2018-2019	71,503	3,575	75,078
2019-2020	-	-	-
2020-2021	-	-	-
2021-2022	-	-	-
2022-2023	-	-	-
2023-2024	-	-	-
2024-2025	-	-	-
2025-2026	-	-	-
2026-2027	-	-	-
2027-2028	-	-	-
2028-2029	-	-	-
2029-2030	-	-	-
2030-2031	-	-	-
2031-2032	-	-	-
2032-2033	-	-	-
2033-2034	-	-	-
2034-2035	-	-	-
2035-2036	-	-	-
2036-2037	-	-	-
	$ 71,503	$ 3,575	$ 75,078

SEWER FUND

SUMMARY OF ANNUAL AMORTIZATION & INTEREST CHARGES

SERIAL BONDS

FISCAL YEAR BEGINNING JUNE 1, 2017	SEWER SYSTEM (2010) AMORTIZATION	INTEREST	TOTAL
2018-2019	27,465	15,413	42,878
2019-2020	28,371	14,157	42,528
2020-2021	29,408	13,114	42,522
2021-2022	31,999	12,270	44,269
2022-2023	32,647	11,340	43,987
2023-2024	33,551	10,326	43,877
2024-2025	34,590	9,240	43,830
2025-2026	35,756	8,075	43,831
2026-2027	37,440	6,816	44,256
2027-2028	38,865	5,456	44,321
2028-2029	40,290	3,996	44,286
2029-2030	41,715	2,459	44,174
2030-2031	43,270	838	44,108
2031-2032	-	-	-
2032-2033	-	-	-
2033-2034	-	-	-
2034-2035	-	-	-
2035-2036	-	-	-
2036-2037	-	-	-
	$ **455,367**	$ **113,502**	$ **568,869**

SEWER FUND

SUMMARY OF ANNUAL AMORTIZATION & INTEREST CHARGES

SERIAL BONDS

FISCAL YEAR BEGINNING JUNE 1, 2017	SEWER SYSTEM (2016) AMORTIZATION	INTEREST	TOTAL
2018-2019	123,425.00	58,142	181,567
2019-2020	126,137.00	55,646	181,783
2020-2021	128,850.00	53,096	181,946
2021-2022	130,206.00	50,506	180,712
2022-2023	132,919.00	47,874	180,793
2023-2024	135,631.00	45,189	180,820
2024-2025	138,344.00	42,449	180,793
2025-2026	142,413.00	39,642	182,055
2026-2027	145,126.00	36,766	181,892
2027-2028	147,838	33,837	181,675
2028-2029	150,551	30,853	181,404
2029-2030	153,263	27,815	181,078
2030-2031	155,976	24,722	180,698
2031-2032	160,045	21,462	181,507
2032-2033	162,758	17,930	180,688
2033-2034	166,827	14,223	181,050
2034-2035	169,539	10,439	179,978
2035-2036	173,608	6,470	180,078
2036-2037	176,321	2,204	178,525
	$ 2,819,777	**$ 619,264**	**$ 3,439,041**

SEWER FUND

SUMMARY OF ANNUAL AMORTIZATION & INTEREST CHARGES

SERIAL BONDS

FISCAL YEAR BEGINNING JUNE 1, 2017	SEWER SYSTEM (2017)		
	AMORTIZATION	INTEREST	TOTAL
2018-2019	45,000	287,625	332,625
2019-2020	515,000	279,225	794,225
2020-2021	530,000	263,550	793,550
2021-2022	540,000	247,500	787,500
2022-2023	560,000	231,000	791,000
2023-2024	575,000	213,975	788,975
2024-2025	590,000	196,500	786,500
2025-2026	610,000	178,500	788,500
2026-2027	630,000	159,900	789,900
2027-2028	650,000	140,700	790,700
2028-2029	670,000	120,900	790,900
2029-2030	690,000	100,500	790,500
2030-2031	715,000	79,425	794,425
2031-2032	740,000	57,600	797,600
2032-2033	760,000	35,100	795,100
2033-2034	790,000	11,850	801,850
2034-2035	-	-	-
2035-2036	-	-	-
2036-2037	-	-	-
	$ 9,610,000	**$ 2,603,850**	**$ 12,213,850**

GENERAL FUND

SUMMARY OF ANNUAL AMORTIZATION & INTEREST CHARGES

SERIAL BONDS

FISCAL YEAR BEGINNING JUNE 1, 2017	LIBRARY TOTALS		
	AMORTIZATION	INTEREST	TOTAL
2018-2019	500,000	296,156	796,156
2019-2020	515,000	279,225	794,225
2020-2021	530,000	263,550	793,550
2021-2022	540,000	247,500	787,500
2022-2023	560,000	231,000	791,000
2023-2024	575,000	213,975	788,975
2024-2025	590,000	196,500	786,500
2025-2026	610,000	178,500	788,500
2026-2027	630,000	159,900	789,900
2027-2028	650,000	140,700	790,700
2028-2029	670,000	120,900	790,900
2029-2030	690,000	100,500	790,500
2030-2031	715,000	79,425	794,425
2031-2032	740,000	57,600	797,600
2032-2033	760,000	35,100	795,100
2033-2034	790,000	11,850	801,850
2034-2035	-	-	-
2035-2036	-	-	-
2036-2037	-	-	-
	$ 10,065,000	**$ 2,612,381**	**$ 12,677,381**

GENERAL FUND

SUMMARY OF ANNUAL AMORTIZATION & INTEREST CHARGES

SERIAL BONDS

FISCAL YEAR BEGINNING JUNE 1, 2017	LIBRARY (2010)		
	AMORTIZATION	INTEREST	TOTAL
2018-2019	455,000	8,531	463,531
2019-2020	-	-	-
2020-2021	-	-	-
2021-2022	-	-	-
2022-2023	-	-	-
2023-2024	-	-	-
2024-2025	-	-	-
2025-2026	-	-	-
2026-2027	-	-	-
2027-2028	-	-	-
2028-2029	-	-	-
2029-2030	-	-	-
2030-2031	-	-	-
2031-2032	-	-	-
2032-2033	-	-	-
2033-2034	-	-	-
2034-2035	-	-	-
2035-2036	-	-	-
2036-2037	-	-	-
	$ 455,000	$ 8,531	$ 463,531

GENERAL FUND

SUMMARY OF ANNUAL AMORTIZATION & INTEREST CHARGES

SERIAL BONDS

FISCAL YEAR BEGINNING JUNE 1, 2017	LIBRARY (2017)		
	AMORTIZATION	INTEREST	TOTAL
2018-2019	45,000	287,625	332,625
2019-2020	515,000	279,225	794,225
2020-2021	530,000	263,550	793,550
2021-2022	540,000	247,500	787,500
2022-2023	560,000	231,000	791,000
2023-2024	575,000	213,975	788,975
2024-2025	590,000	196,500	786,500
2025-2026	610,000	178,500	788,500
2026-2027	630,000	159,900	789,900
2027-2028	650,000	140,700	790,700
2028-2029	670,000	120,900	790,900
2029-2030	690,000	100,500	790,500
2030-2031	715,000	79,425	794,425
2031-2032	740,000	57,600	797,600
2032-2033	760,000	35,100	795,100
2033-2034	790,000	11,850	801,850
2034-2035	-	-	-
2035-2036	-	-	-
2036-2037	-	-	-
	$ 9,610,000	**$ 2,603,850**	**$ 12,213,850**

Section 8
Capital Budget

VILLAGE OF MAMARONECK, NEW YORK
GENERAL FUND
ANNUAL BUDGET
FOR FISCAL YEAR ENDING MAY 31, 2019

Capital Budget

The Capital Budget and Plan finances the construction, reconstruction of facilities, infrastructure, and equipment throughout the Village and certain other projects and improvements that provide benefits over a multi-year period.

The financing of these projects can occur through multiple funding sources and can include direct appropriations, grant funding, and the issuance of debt. The subsequent repayment of bonds and related interest costs, otherwise known as "debt service" are included in the Debt Service section of this budget.

2017/18
CAPITAL BUDGET
AND PLAN

SOURCE OF FUNDING
1 Borrowing 2 Grants 3 Special Reserves 4 Gift 5 Intra-agency Transfer 6 Contractual 7. Funding TBD 8. Committed Funds

CAPITAL PROJECT	SOURCE OF FUNDING	ADOPTED 2017/18	ACTUAL 2017/18	REQUESTED 2018/19	2019/20	2020/21	2021/22	2022/23
PROGRAM SUMMARY								
Recreation		$9,165,000	$30,000	$10,565,000	$750,000	$550,000	$0	$70,000
Equipment		$1,515,520	$358,520	$2,450,220	$330,000	$1,430,000	$485,000	$230,000
Public Buildings		$2,025,000	$30,000	$2,240,000	$2,575,000	$75,000	$75,000	$75,000
Highway Improvements		$722,000	$237,000	$3,437,000	$492,000	$342,000	$342,000	$342,000
Drainage		$385,000	$30,000	$388,000	$2,836,000	$539,000	$142,000	$145,000
Traffic & Parking		$1,220,000	$0	$1,220,000	$250,000	$0	$0	$0
Land Improvements		$550,000	$0	$550,000	$0	$0	$0	$0
Sanitary Sewers		$1,050,000	$900,000	$1,050,000	$1,050,000	$950,000	$745,000	$645,000
Municipal Service Charges		$0	$0	$0	$0	$0	$0	$0
TOTAL CAPITAL FUND		$16,632,520	$1,585,520	$21,900,220	$8,283,000	$3,886,000	$1,789,000	$1,507,000

2017/18
CAPITAL BUDGET
AND PLAN

SOURCE OF FUNDING
1 Borrowing 2 Grants 3 Special Reserves 4 Gift 5 Intra-agency Transfer 6 Contractual 7. Funding TBD 8. Committed Funds

CAPITAL PROJECT	SOURCE OF FUNDING	ADOPTED 2017/18	ACTUAL 2017/18	REQUESTED 2018/19	2019/20	2020/21	2021/22	2022/23
PARKS & RECREATION								
Athletic Improvements								
Tennis Bubble Relocation & Field Improvements	7	$7,000,000	$0	$7,000,000				
Warren Avenue Tennis Courts Resurfacing	1							
Basketball Court Rehabilitations (Stanley Avenue, Warren Avenue)	1							
Warren Ave. Softball Field	1							
Florence Avenue Field	1				$200,000			
Florence Park - Complete Rehabilitation fo Basketball Court	1							
Florence Park - Install New Lights	1	$15,000	$0	$15,000				
Florence Park - Install Multi-sports Surface	1							
Stanley Avenue Park - Skateboard Park	1	$35,000	$0	$35,000				
Fencing at Parks	1	$15,000	$0	$15,000				
Harbor Island Park - Rehabilitate Softball Fields	1	$100,000	$0	$1,000,000				
Park Improvements								
Harbor Island Park - Field Drainage	1	$1,500,000	$0	$1,500,000				
Harbor Island Park - Seawall Rehabilitation (design)	1	$40,000	$0	$75,000				
Harbor Island Park - Seawall Rehabilitation (construction)	1			$400,000				
Harbor Island Pk - Reinforce Flagpole Deck	1	$30,000	$0	$30,000				
New Gangways	1			$45,000				
Dock Replacement	1	$150,000	$0	$200,000	$200,000	$200,000		
	1							
Columbus Park - Playground Impr.	1	$70,000	$0					$70,000
Stanley Ave. Park - Playground Imp.	1							
Jefferson Ave. Park - Playground Imp.	1			$70,000				
Park Signs	1	$30,000	$0	$30,000				
Buildings & Equipment								
Pavilion - Door Replacement	1	$30,000	$0	$30,000				
Pavilion - HVAC Replacement	1	$50,000	$0	$50,000				
Pavilion - Epoxy Floor Refinish	1	$30,000	$30,000	$0				
Consolidation of Harbor Island Park Buildings (Preliminary Design)	1	$30,000	$0	$30,000				
Consolidation of Harbor Island Park Buildings (Detailed Design)	1	$40,000	$0	$40,000				
Consolidation of Harbor Island Park Buildings (Construction)	1				$350,000	$350,000		
Total Recreation		$9,165,000	$30,000	$10,565,000	$750,000	$550,000	$0	$70,000

2017/18
CAPITAL BUDGET
AND PLAN

SOURCE OF FUNDING
1 Borrowing 2 Grants 3 Special Reserves 4 Gift 5 Intra-agency Transfer 6 Contractual 7. Funding TBD 8. Committed Funds

CAPITAL PROJECT	SOURCE OF FUNDING	ADOPTED 2017/18	ACTUAL 2017/18	REQUESTED 2018/19	2019/20	2020/21	2021/22	2022/23
EQUIPMENT								
Police Department								
PEO Vehicles	1				$50,000	$50,000		
Speed Trailer	1			$10,000				
Refurbishment of Police Desk	1	$100,000	$0	$125,000				
Engine Replacement for Vessel 327	1	$22,000	$0	$22,700				
Fingerprint Scanner	1			$24,000				
Fire Department								
Replace Engine 42	1							
Replace Engine 41	1					$750,000		
Replace Chief's Vehicle	1					$60,000		
Incident Command Equipment	1	$70,000	$0	$70,000				
Fireground Radios	1			$170,000				
Department of Public Works								
Sewer Vac Truck	1	$350,000	$0	$350,000				
Sanitation Truck	1			$300,000		$300,000		
Sanitation Trailer	1					$80,000	$80,000	
60 Gallon Containers	1			$50,000		$50,000		
Pickup Truck with Plow	1	$30,000		$30,000	$30,000	$30,000	$30,000	$30,000
Salt/Plow/Dump Truck (Two trucks)	1	$200,000	$200,000	$225,000	$225,000	$20,000	$200,000	$200,000
De-icing Brine Truck & Storage Tank	1	$15,000	$0	$15,000				
Bucket Truck for Electrician	1							
Yard Horst Trailer Jockey	1			$85,000				
Grapple	1	$80,000	$0	$80,000				
Front End Loader	1	$150,000	$0	$150,000			$150,000	
Payloader	1			$180,000				
Rack Body Truck (Sign Department)	1							
Street Sweeper	1							
Excavator	1	$175,000	$0	$175,000				
Tractor (Haul Trailers)	1	$125,000						
GPS for All Vehicles	8	$23,520	$23,520	$23,520				
Tink Claw	1	$20,000	$0	$20,000				
Mason Dump Truck	1	$35,000	$35,000			$35,000		
Utility Truck	1			$45,000				
Skid Steel Cold Planer	1	$20,000	$0	$20,000				
Parks Department								
Pickup Truck	1	$30,000	$0	$30,000		$30,000		
Field Mower	1	$50,000	$75,000		$25,000		$25,000	
John Deere Crossover Utility Vehicle	1	$20,000	$25,000					
Harbor Master								
Replacement of Pettiboine Crane	1			$250,000				
Building Department								
Pool Vehicles	1					$25,000		
Total Equipment		$1,515,520	$358,520	$2,450,220	$330,000	$1,430,000	$485,000	$230,000

2017/18
CAPITAL BUDGET
AND PLAN

SOURCE OF FUNDING
1 Borrowing 2 Grants 3 Special Reserves 4 Gift 5 Intra-agency Transfer 6 Contractual 7. Funding TBD 8. Committed Funds

CAPITAL PROJECT	SOURCE OF FUNDING	ADOPTED 2017/18	ACTUAL 2017/18	REQUESTED 2018/19	2019/20	2020/21	2021/22	2022/23
Public Buildings								
169 Mount Pleasant Avenue								
General Rehabilitation (Windows)	1	$400,000	$0	$400,000				
Courtroom Emergency Exit Doors	1			$30,000				
Johnson Avenue Stairwell and Sidewalk Rehabilitation	1	$150,000	$0	$150,000				
New Courtroom Dais	2	$18,000	$18,000					
New Courtroom Dais	1	$12,000	$12,000					
Elevator	1	$250,000	$0	$250,000				
Public Works								
DPW Transfer Station Roof Improvements	1	$250,000	$0	$250,000				
Incinerator Remediation & Removal	1	$250,000	$0	$250,000				
Reconstruction of Transfer Station					$2,500,000			
Hunter Parking Deck								
Hunter Tier Parking Deck Rehabilitation	1	$200,000	$0	$350,000				
Columbia Firehouse								
Window Replacement	1	$50,000	$0	$50,000				
Ist Floor Recreation Room	1	$80,000	$0	$80,000				
2nd Floor HVAC System	1	$35,000	$0					
Renovation of 2nd Floor Meeting Space	1	$20,000	$0	$20,000				
Palmer Avenue Firehouse								
Communications Upgrades	1	$35,000	$0	$35,000				
Other Buildings								
New Enterprise Software Solution	1	$100,000	$0	$100,000				
MEMS - Roof Replacement	1	$125,000	$0					
MEMS - Building Improvements	1			$60,000				
234 Stanley Avenue - HVAC Improvements, Structural Shoring and Site Improvements	1	$50,000	$0	$110,000				
Chimney Lining at Various Facilities	1			$30,000				
HVAC Replacement at Various Facilities	1			$75,000	$75,000	$75,000	$75,000	$75,000
Total Public Buildings		$2,025,000	$30,000	$2,240,000	$2,575,000	$75,000	$75,000	$75,000

2017/18
CAPITAL BUDGET
AND PLAN

SOURCE OF FUNDING
1 Borrowing 2 Grants 3 Special Reserves 4 Gift 5 Intra-agency Transfer 6 Contractual 7. Funding TBD 8. Committed Funds

CAPITAL PROJECT	SOURCE OF FUNDING	ADOPTED 2017/18	ACTUAL 2017/18	REQUESTED 2018/19	2019/20	2020/21	2021/22	2022/23
HIGHWAY IMPROVEMENTS								
Road/Pedestrian/Traffic Improvements								
Road Resurfacing (CHIPS)	3	$237,000	$237,000	$237,000	$237,000	$237,000	$237,000	$237,000
Road Resurfacing	1							
Sidewalks - ADA Handicap	1	$20,000	$0	$20,000	$20,000	$20,000	$20,000	$20,000
Mt. Pleasant/Mamaroneck Avenue - Intersection Improvements	1	$50,000	$0	$50,000				
Curbs & Sidewalks	1	$85,000	$0	$85,000	$85,000	$85,000	$85,000	$85,000
New Signal at Prospect/Mamaroneck (Design)	1	$30,000	$0	$30,000				
New Signal at Prospect/Mamaroneck (Construction)	1				$150,000			
Hillside Avenue Bridge								
Hillside Avenue Bridge Replacement Eng. & Design (Village Share)	1	$50,000		$50,000				
Hillside Avenue Bridge Replacement Eng. & Design (Rye Town Share)	5	$50,000		$50,000				
Hillside Avenue Bridge Replacement Eng. & Design (Mamaroneck Town Share)	5	$50,000		$50,000				
Hillside Avenue Bridge Replacement Eng. & Design (County Grant)	2	$150,000	$0					
Hillside Avenue Bridge Replacement (Village Share)	1			$5,000				
Hillside Avenue Bridge Replacement (Rye Town Share)	5			$5,000				
Hillside Avenue Bridge Replacement (Mamaroneck Town Share)	5			$5,000				
Hillside Avenue Bridge Replacement (BridgeNY Grant)	2			$2,850,000				
Total Highway Improvements		$722,000	$237,000	$3,437,000	$492,000	$342,000	$342,000	$342,000

2017/18
CAPITAL BUDGET
AND PLAN

SOURCE OF FUNDING
1 Borrowing 2 Grants 3 Special Reserves 4 Gift 5 Intra-agency Transfer 6 Contractual 7. Funding TBD 8. Committed Funds

CAPITAL PROJECT	SOURCE OF FUNDING	ADOPTED 2017/18	ACTUAL 2017/18	REQUESTED 2018/19	2019/20	2020/21	2021/22	2022/23
STORM DRAINAGE								
Storm Drain Repairs	1	$100,000	$0	$100,000	$100,000	$100,000	$100,000	$100,000
Beaver Swamp Brook Improvements	1							
Beaver Swamp Brook Improvements Design (Local Share)	1	$110,000	$0	$110,000				
Beaver Swamp Brook Improvements Design (Local Share)	2	$110,000	$0	$110,000				
Beaver Swamp Brook Improvements Construction (Local Share)	1				$1,100,000			
Beaver Swamp Brook Improvements Construction (Local Share)	2				$1,100,000			
Engineering Services - IDDE Program	1	$30,000	$30,000	$33,000	$36,000	$39,000	$42,000	$45,000
Carroll Avenue & Lorena Street Drainage Improvements (Design)	1	$35,000	$0	$35,000				
Carroll Avenue & Lorena Street Drainage Improvements (Const.)					$350,000			
Braxmar Road Removal (Road to Nowhere)	7				$150,000			
Winfield Avenue Bridge Removal	7					$400,000		
Total Drainage		$385,000	$30,000	$388,000	$2,836,000	$539,000	$142,000	$145,000

2017/18
CAPITAL BUDGET
AND PLAN

SOURCE OF FUNDING
1 Borrowing 2 Grants 3 Special Reserves 4 Gift 5 Intra-agency Transfer 6 Contractual 7. Funding TBD 8. Committed Funds

CAPITAL PROJECT	SOURCE OF FUNDING	ADOPTED 2017/18	ACTUAL 2017/18	REQUESTED 2018/19	2019/20	2020/21	2021/22	2022/23
TRAFFIC, PARKING & PEDESTRIAN SAFETY IMPROVEMENTS								
Infrastructure Improvements								
Ward Avenue Park Improvements (Village)	1							
Heithaus Walkway Phase I (Village)	1	$400,000	$0	$400,000				
Waverly Avenue Infrastructure Improvements (Village Share)	1	$260,000	$0	$260,000				
Jefferson Avenue Infrastructure Improvements (Village)	1	$220,000	$0	$220,000				
Intersection Improvements								
Maple Avenue/Stanley Avenue Crosswalk and Drainage Improvements	1	$50,000	$0	$50,000				
Pedestrian Safety Enhancements								
Rushmore Park Porous Pavement Walkway	1	$90,000	$0	$90,000				
Harbor Island Park - West Basin Porous Pavement Walkway	1				$125,000			
Parking								
Phillips Park Road Bulbout	1	$25,000	$0	$25,000				
Parking Meters	1	$175,000	$0	$175,000	$125,000			
Total Traffic & Parking Improvement		$1,220,000	$0	$1,220,000	$250,000	$0	$0	$0

2017/18
CAPITAL BUDGET
AND PLAN

SOURCE OF FUNDING
1 Borrowing 2 Grants 3 Special Reserves 4 Gift 5 Intra-agency Transfer 6 Contractual Funding TBD 8. Committed Funds 7.

CAPITAL PROJECT	SOURCE OF FUNDING	ADOPTED 2017/18	ACTUAL 2017/18	REQUESTED 2018/19	2019/20	2020/21	2021/22	2022/23
LAND IMPROVEMENTS								
New Natural Area -Sheldrake River (Grant)	2	$75,000	$0	$75,000				
New Natural Area Sheldrake River (Local Share)	1	$75,000	$0	$75,000				
New Natural Area - Harbor Island Park (Grant)	2	$150,000	$0	$150,000				
New Natural Area - Harbor Island Park (Local Match)	1	$150,000	$0	$150,000				
Taylor's Lane - Fence & Landscaping	1	$100,000	$0	$100,000				
Total Land Improvements		$550,000	$0	$550,000	$0	$0	$0	$0
SANITARY SEWERS								
Pipe Lining	1	$350,000	$0	$350,000	$350,000	$350,000	$350,000	$350,000
CCTV Investigations & Cleaning	1	$100,000	$350,000	$100,000	$100,000	$100,000	$45,000	$45,000
Lateral Grout Sealing	1	$400,000	$350,000	$400,000	$400,000	$300,000	$200,000	$200,000
Eng. Svcs. - Inspection & Enforcement	1	$200,000	$200,000	$200,000	$200,000	$200,000	$150,000	$50,000
			z					
Total Sanitary Sewers		$1,050,000	$900,000	$1,050,000	$1,050,000	$950,000	$745,000	$645,000

Section 9
Appendices

ESTIMATED FUND BALANCE AT MAY 31, 2018

	General Fund	Water Fund	Sewer Fund	Debt Service Fund
Estimated Fund Balance at 5/31/2014				
Nonspendable	355,364	-	-	-
Restricted	9,668	-	-	1,118,176
Committed	335,694	-	-	-
Assigned for purchase orders	1,068,102	2,325,956.00	26,167.00	-
Assigned for subsequent years expenditures	567,000	-	-	157,300
Unassigned	10,602,142	-	-	-
Total Estimated Fund Balance	12,937,970	2,325,956	26,167	1,275,476
Estimated Fund Balance Appropriated	567,000	29,866	-	158,000

SUMMARY: 2017 FINAL ASSESSMENT ROLL FOR TAXES
FISCAL YEAR 2018-2019

REAL PROPERTY:	LAND	IMPTS.	PARTIAL EXEMPTS	Special Franchise	Public Service	TOTAL
TOR - 554803	$ 734,994,300	$ 894,160,130	$ (42,456,907)	20,533,564	503,947	$ 1,607,735,034
TOM - 553203	942,205,350	$ 1,660,220,204	(34,583,784)	53,440,799	3,925,634	2,625,208,203
	$ 1,677,199,650	$ 2,554,380,334	$ (77,040,691)	73,974,363	4,429,581	4,232,943,237
TOTAL TAXABLE PROPERTY						**4,232,943,237**
EXEMPT PROPERTY:						
TOR - 554803	45,007,900	64,863,600				109,871,500
TOM - 553203	173,039,350	250,444,600				423,483,950
	218,047,250	315,308,200				533,355,450
PARTIAL EXEMPTS:						77,040,691
TOTAL ALL PROPERTY IN THE VILLAGE OF MAM'K.						**$ 4,843,339,378**

AL ASSESSMENT ROLL FOR TAXES
AL YEAR 2017-2018

	VILLAGE OF MAMARONECK		TOWN OF MAMARONECK		TOWN OF RYE			
	VILLAGE	LIBRARY	COUNTY	SCHOOL	COUNTY		SCHOOL	
YEAR	TAX RATE	TAX RATE	TAX RATE	TAX RATE	HOMESTEAD	NON-HOMESTEAD	HOMESTEAD	NON-
1992	120.54	8.82	140.34	270.79	140.48	-	269.61	-
1993	126.50	9.62	130.52	283.60	143.21	-	297.94	-
1994	134.04	10.29	134.67	292.63	151.38	-	313.12	-
1995	141.28	11.06	152.93	305.78	160.12	-	344.30	-
1996	151.84	11.80	157.91	322.28	161.01	-	364.26	-
1997	163.14	12.60	153.31	341.97	163.42	-	380.83	-
1998	171.28	13..50	159.14	358.65	173.25	-	406.22	-
1999	176.26	14.06	169.98	378.39	158.19	-	423.99	-
2000	179.54	14.26	164.56	398.90	155.08	-	466.03	-
2001	188.32	14.66	160.85	423.41	142.53	-	504.88	-
2002	202.83	15.24	166.81	451.87	145.87	-	545.48*	-
2003	217.34	15.87	199.48	496.47	169.40	-	595.82	-
2004	226.60	17.75	222.61	548.03	193.31	-	644.27	-
2005	236.74	18.56	205.11	589.83	4.22**	4.23**	11.85**	15.11
2006	246.13	19.24	209.93	633.64	4.09	4.16	12.63	16.10
2007	260.13	19.89	219.88	667.19	3.85	3.90	12.62	15.86
2008	271.45	20.60	228.29	705.09	3.62	3.69	12.56	19.69
2009	282.26	25.89	242.32	738.71	3.77	3.80	13.03	16.33
2010	283.25	27.25	262.31	510.98	3.95	3.98	13.29	16.92
2011	296.22	28.27	263.40	764.34	4.34	4.37	15.31	18.99
2012	308.56	33.83	271.79	784.34	4.59	4.04	16.42	20.62
2013	316.86	34.64	289.90	811.33	4.59	4.65	16.67	21.25
2014	324.79	35.35	5.11**	13.76**	4.77	4.62	16.88	21.50
2015	6.4336	0.7064	4.91	14.01	4.59	4.60	17.46	21.73
2016	6.0590	0.6778	4.71	13.41	4.35	4.36	15.36	19.54
2017	6.0580	0.6801	4.63	-	4.23	4.25	-	-

TAX RATES ARE BASED ON A PER $1,000 OF ASSESSED VALUATION

N/A - Amount not available at publication date
** Rate reflects conversion of Assessments to Full Value

VILLAGE TAX RATE AND TAXABLE ASSESSED VALUES
FISCAL YEAR 2018-2019

FISCAL YEARS	RATE	VALUES
1995-1996	141.38	78,558,587
1996-1997	151.84	77,670,172
1997-1998	163.14	76,429,372
1998-1999	171.28	76,260,254
1999-2000	176.26	76,546,086
2000-2001	179.54	77,696,606
2001-2002	188.32	77,402,597
2002-2003	206.94	77,325,708
2003-2004	217.34	77,127,355
2004-2005	226.60	77,027,686
2005-2006	236.74	77,128,597
2006-2007	246.13	77,311,385
2007-2008	260.13	77,269,415
2008-2009	271.45	76,981,575
2009-2010	282.26	76,902,997
2010-2011	283.25	73,315,132
2011-2012	296.22	74,551,272
2012-2013	308.56	73,669,995
2013-2014	316.86	73,315,132
2014-2015	324.79	73,312,078
2015-2016	6.43	3,754,478,615
2016-2017	6.06	3,991,426,808
2017-2018	6.04	4,076,836,890
2018-2019		

Property Tax Cap

Form Status: **Unsubmitted**

Step 11 of 15 - Tax Levy Limit Calculation

This is the maximum that a local government or school district may raise in taxes without passing an override.

Warning!

You have Available Carryover that is unused.

You may have chosen to carry over a lesser amount, or you may have made a change to your form that affected the Carryover calculation.

Please revisit the Available Carryover topic if you would like to make a change.

Tax Levy Limit, Before Adjustments and Exclusions	
Real Property Tax Levy FYE 05/31/2018	$24,629,987
Tax Cap Reserve Offset from FYE 2017 Used to Reduce 2018 Levy	$0
Total Tax Cap Reserve Amount (Including Interest Earned) from FYE 2018	---
Tax Base Growth Factor	1.0032
PILOTs Receivable FYE 05/31/2018	$46,866
Tort Exclusion Amount Claimed in FYE 05/31/2018	$0
Allowable Levy Growth Factor	1.0200
PILOTs Receivable FYE 05/31/2019	$47,318
Available Carryover from FYE 05/31/2018	**$61,075**
Tax Levy Limit Before Adjustments/Exclusions	**$25,264,539**
Adjustments for Transfer of Local Government Functions	
Costs Incurred from Transfer of Local Government Functions	$0
Savings Realized from Transfer of Local Government Functions	$0
Total Adjustments	**$0**
Tax Levy Limit, Adjusted for Transfer of Local Government Functions	**$25,264,539**
Exclusions	
Tort Exclusion	$0
Teachers' Retirement System Exclusion	$0
Employees' Retirement System Exclusion	$0
Police and Fire Retirement System Exclusion	$0
Total Exclusions	**$0**
Your FYE 2019 Tax Levy Limit, Adjusted for Transfers plus Exclusions	**$25,264,539**

Cancel Previous Next